


Kentucky Education and Labor Cabinet

Small Business Safety and Health Handbook



KYSAFE
kysafe.ky.gov



Table of Contents

Value of a Safety and Health	2
Program	2
Implementing a Safety and	3
Health Program	3
General	5
Compressed Gas Cylinders	12
Electrical Safety	13
Exit Routes and Emergency Planning	19
Fire Protection	25
Hand and Portable Powered Tools and Equipment	29
Hazard Communication and Chemicals	33
Lockout / Tagout Procedures	37
Machinery and Machine Guarding	40
Safety and Health Assistance for Small Businesses	77
Safety and Health Achievement Recognition Program	77
Cooperative Programs	77
Kentucky OSH Resources	77
On Site Consultative Services	77
Training Resources	79
Publications and Other Educational Materials	81
Standards, Regulations, and the General Duty Clause	82
Protection from Discrimination or Retaliation	82
State Plans	83
National Institute for Occupational Safety and Health (NIOSH) Resources	84
NIOSH Health Hazard Evaluation (HHE) Program	84
NIOSH Small Business Resource Guide	84
NIOSH Fatality Assessment and Control Evaluation (FACE) Program	84
Other Resources	84
Kentucky Department of Workers' Compensation (KY DWC)	84
Workers' Claims - Education and Labor Cabinet	84
Workers' Compensation Carriers and Other Insurance Companies	84
Trade Associations and Employer Groups	84
Trade Unions and Employee Groups	84

Professional Associations..... 85


Small Business and Economic Development Resources 85

Voluntary Consensus Standards 85

Contact Kentucky OSH..... 86

KYSAFE 86

Kentucky OSH Compliance 86



KYSAFE.KY.GOV

About this Handbook

KYSAFE adapted this handbook to provide small business employers with workplace safety and health information. This handbook was updated with Kentucky state-specific standards and links to Kentucky specific information are provided throughout this document.

This handbook summarizes the benefits of an effective safety and health program, provides self-inspection checklists for employers to identify workplace hazards, and reviews key workplace safety and health resources for small businesses.

This handbook is a general guide. Employers should not use it to assess compliance with the Occupational Safety and Health (OSH) Act of 1970 or OSH standards.

This handbook does not provide legal interpretations of the requirements in the OSH standards, and it does not create any additional compliance requirements for employers.

Kentucky (KY) OSH will not cite employers under Kentucky Revised Statute [KRS 338.031\(1\)\(a\)](#) for not following the handbook's recommendations.

The Division Occupational Safety and Health Education and Training, also known as **KYSAFE**, offers Kentucky businesses cost-free, confidential, on-site OSH consultative surveys. Occupational safety and health professionals (i.e., consultants) work with employers to identify safety and health hazards in workplaces. Consultants also advise employers how to comply with Kentucky OSH standards, train and educate workers, and assist with establishing and improving safety and health programs.

This publication is in the public domain and copyright-free. You can share it, fully or partially, without permission. We appreciate, but do not require, source credit.



Safety and Health Programs

Value of a Safety and Health Program

Every year, more than 5,000 workers are killed on the job (average of 14 deaths per day), and more than 3.6 million suffer a serious job-related injury or illness. Even serious workplace injury or illness can have a devastating impact on a small business, including costs associated with higher workers' compensation premiums, medical expenses, legal fees, replacement worker training, lost productivity, equipment repairs, and lower worker morale – to say nothing of the overwhelming personal impacts.

Implementing a safety and health program helps businesses:

- **Prevent** workplace injuries and illnesses
- **Improve** compliance with laws and regulations
- **Reduce** costs, including significant reductions in workers' compensation premiums
- **Engage** workers
- **Enhance** social responsibility goals
- **Increase** productivity and enhance overall business operations

Small employers like you place a high value on the well-being of your workers. Like many small businesses, you may employ family members and personal acquaintances. And, if you don't know your workers before they are hired, the size of your workplace will promote the closeness and concern for one another that small businesses value.

KYSAFE provides cost-free resources and wants to work with you to promote a safe and healthful workplace. Employers that make job safety and health a core value of their everyday operations will benefit in the long run. Investing in a safety and health program now will help you avoid losses in the future. A safe business is a sound business.

The main goal of a safety and health program is to prevent workplace injuries, illnesses, and deaths, as well as the suffering and financial hardship these events cause for workers, their families, and employers. Traditional approaches are often reactive; in other words, problems are addressed only after a worker is injured or becomes sick, a new standard or regulation is published, or an outside inspection finds a problem.

The [Safe + Sound campaign](#) encourages every workplace to have a safety and health program. Through this campaign, KYSAFE works with organizations to provide [resources](#) to help employers develop safety and health programs and to recognize the successes of these programs.



Implementing a Safety and Health Program

The [Recommended Practices for Safety and Health Programs](#) uses a proactive approach to managing workplace safety and health, recognizing that finding and fixing hazards before they cause injury or illness is a far more effective approach. The Recommended Practices present a step-by-step approach to implementing a successful safety and health program, built around seven (7) core elements:

- Management leadership
- Worker participation
- Hazard identification and assessment
- Hazard prevention and control
- Education and training
- Program evaluation and improvement
- Communication and coordination for host employers, contractors, and staffing agencies

This website includes tools to help employers implement safety and health programs, including:

- [How to get started](#)
- Safety and health program [self-evaluation tool](#)
- Safety and health program [implementation checklist](#)
- Safety and health program [audit tool](#)
- KYSAFE's link to [free safety and health training](#)

You can begin with a basic program, set simple goals, and grow from there. If you focus on achieving goals, monitoring performance, and evaluating outcomes, your workplace can progress to higher levels of safety and health achievement.



By developing and implementing a safety and health program, you are expressing and documenting your good faith and commitment to protecting your workers' health and safety. Doing so does not usually require additional workers or high costs. You can integrate safety and health into your business functions with modest effort.

The key to a successful safety and health program is to see it as a part of your day-to-day business operation. As you incorporate it into your business culture, safety and health awareness will become second nature to you and your workers, leading to a safe and sound business.

Every workplace should have a safety and health program that includes management leadership, worker participation, and a systematic approach to finding and fixing hazards. Regular workplace inspections are an important tool for identifying hazards and fixing them.

Workplace Self-Inspection

An effective way to identify workplace hazards is for knowledgeable and experienced workers to conduct routine safety and health inspections (i.e., self-inspections). The only way to know if potential hazards exist and if they are under control is to assess work processes directly.

Small business employers should conduct routine workplace self-inspections to:

- Identify hazards/potential hazards
- Control identified hazards
- Monitor and evaluate hazard controls to verify that they continue to be effective

Safety and Health consultants from [KYSAFE](#) can help small business employers with this process at no cost. There are no fines or penalties associated with the consultation; however, you are required to abate all serious hazards found during the visit.

Self-Inspection Checklists

The checklists in this handbook are intended primarily for general industry workplaces and not for construction or maritime industries. They are a starting point for identifying workplace hazards. The checklists can give you some indication of where to begin taking action to make your business safer and more healthful for your workers. The checklists are based on several sources, including Kentucky OSH standards and generally accepted safety and health principles. Do not use the checklists to assess your compliance with Kentucky OSH standards.

Compile information from your completed checklists with workplace injury and illness records, worker training information, and process and equipment information (e.g., maintenance logs, failure incident reports) to help you determine where challenges exist.

Refer to the Cabinet’s website for resources on Kentucky OSH and other resources listed in this handbook. At the end of each checklist, you will find links to additional resources on that topic.

These checklists are not all-inclusive and not all the checklists will apply to your business. You might want to start by selecting the checklists that apply to areas that are most critical to your business, then expanding your checklists over time to cover all areas that pertain to your business. Consider adding or deleting items from a checklist to cover your work processes more accurately.



Company name:

Worksite:

Specific worksite area:

Inspected by:

Date:

General

Safety and Health Programs	Yes	No	N/A	Comments
A safety and health program is in place to help proactively manage safety and health in the workplace.	<input type="checkbox"/>	<input type="checkbox"/>	<input type="checkbox"/>	
Safety & health is the core value for your team and business.	<input type="checkbox"/>	<input type="checkbox"/>	<input type="checkbox"/>	
Safety and health is a part of daily conversations with workers.	<input type="checkbox"/>	<input type="checkbox"/>	<input type="checkbox"/>	
A procedure is in place for workers to report injuries, illnesses, incidents (including near misses/close calls), hazards, and safety and health concerns.	<input type="checkbox"/>	<input type="checkbox"/>	<input type="checkbox"/>	
Workers are trained how to identify and control hazards.	<input type="checkbox"/>	<input type="checkbox"/>	<input type="checkbox"/>	
Workplace inspections are conducted with workers.	<input type="checkbox"/>	<input type="checkbox"/>	<input type="checkbox"/>	
Workers are asked for ideas on hazard control.	<input type="checkbox"/>	<input type="checkbox"/>	<input type="checkbox"/>	

Safety and Health Programs (continued)	Yes	No	N/A	Comments
Workers are assigned the task of choosing, implementing, and evaluating hazard controls they come up with.	<input type="checkbox"/>	<input type="checkbox"/>	<input type="checkbox"/>	
Foreseeable emergency scenarios are identified, and instructions are developed on what to do in each case.	<input type="checkbox"/>	<input type="checkbox"/>	<input type="checkbox"/>	
Workers are consulted before significant changes are made to the workplace, work organization, equipment, or materials to identify potential safety or health issues.	<input type="checkbox"/>	<input type="checkbox"/>	<input type="checkbox"/>	
Time is set aside to discuss safety and health issues with the goal of identifying ways to improve the safety and health program.	<input type="checkbox"/>	<input type="checkbox"/>	<input type="checkbox"/>	

Additional Resources

- [Recommended Practices for Safety and Health Programs](#)
- [\\$afety Pays Program](#)
- American Society of Safety Professionals: [Guidance Manual — Keep Your People Safe in Smaller Organizations \(GM-Z10.101\)](#)
- [Welcome to Kentucky Safe - KYSAFE Training](#)

General Work Environment and Housekeeping	Yes	No	N/A	Comments
The workplace is clean, orderly, and sanitary.	<input type="checkbox"/>	<input type="checkbox"/>	<input type="checkbox"/>	
Workplace floors are maintained in a dry condition.	<input type="checkbox"/>	<input type="checkbox"/>	<input type="checkbox"/>	
Where wet processes are used, drainage is maintained and false floors, platforms, mats, or other dry standing places are provided, where practicable, or workers use appropriate footwear.	<input type="checkbox"/>	<input type="checkbox"/>	<input type="checkbox"/>	
Enclosed workplaces are maintained to prevent the entrance or harborage of rodents, insects, and other vermin; and a continuing and effective extermination program is instituted where their presence is detected.	<input type="checkbox"/>	<input type="checkbox"/>	<input type="checkbox"/>	
Workers do not eat or drink in any areas where hazardous substances are present.	<input type="checkbox"/>	<input type="checkbox"/>	<input type="checkbox"/>	
Combustible scrap, debris, and waste are stored properly and promptly removed from the workplace.	<input type="checkbox"/>	<input type="checkbox"/>	<input type="checkbox"/>	
Covered metal waste cans are used for rags soaked in oil, flammable/combustible liquid, paint, etc.	<input type="checkbox"/>	<input type="checkbox"/>	<input type="checkbox"/>	
Vacuuming and non-vigorous sweeping are used in place of blowing down with compressed air.	<input type="checkbox"/>	<input type="checkbox"/>	<input type="checkbox"/>	
When it is necessary to blow down in place of vacuuming and sweeping, compressed air pressure is limited to 30 psi, and dust clouds are kept to a minimum.	<input type="checkbox"/>	<input type="checkbox"/>	<input type="checkbox"/>	
General dilution or local exhaust ventilation systems are used to control dusts, vapors, gases, fumes, smoke, solvents, or mists generated in the workplace, where possible.	<input type="checkbox"/>	<input type="checkbox"/>	<input type="checkbox"/>	

General Work Environment and Housekeeping (continued)	Yes	No	N/A	Comments
Clear space is maintained in front of electrical panels; minimum 3 feet in front, and at least the width of the panel, but not less than 2 ½ feet.	<input type="checkbox"/>	<input type="checkbox"/>	<input type="checkbox"/>	
Appropriate precautions are taken to maintain exits and protect workers during construction, renovation, and repair operations.	<input type="checkbox"/>	<input type="checkbox"/>	<input type="checkbox"/>	

Additional Resources

- Regulations:
 - [29 CFR 1910.22, General Requirements for Walking and Working Surfaces](#)
 - [29 CFR 1910.36, Design and Construction Requirements for Exit Routes](#)
 - [29 CFR 1910.37, Maintenance, Safeguards, and Operational Features for Exit Routes](#)
 - [29 CFR 1910.141, Sanitation](#)
- [Restrooms and Sanitation Requirements](#)
- [Indoor Air Quality](#)
- NIOSH: [Indoor Environmental Quality](#)
- NIOSH: [Office Environment](#)
- [e-training - KYSAFE Training](#)

Posting of Required Safety and Health Information	Yes	No	N/A	Comments
<p>The required KY OSH Safety and Health on the Job Poster is posted in a prominent location in the workplace.</p> <p>NOTE: The poster is available for free from KY OSH in English and Spanish. While KY OSH does not require employers to display the poster in other languages, KY OSH encourages employers with employees that speak other languages to also display the poster in those languages.</p>	<input type="checkbox"/>	<input type="checkbox"/>	<input type="checkbox"/>	
<p>The annual Summary of Work-Related Injuries and Illnesses (Form 300A) is posted during the months of February, March, and April.</p>	<input type="checkbox"/>	<input type="checkbox"/>	<input type="checkbox"/>	
<p>Any citations resulting from KY OSH workplace inspections are posted until the violation has been abated, or for three working days, whichever is later.</p>	<input type="checkbox"/>	<input type="checkbox"/>	<input type="checkbox"/>	
<p>Emergency telephone numbers are posted where they can be readily found in case of emergency.</p>	<input type="checkbox"/>	<input type="checkbox"/>	<input type="checkbox"/>	

Additional Resources

- Regulations: [Posting Cabinet notice](#)
- KY OSH: [Safety and Health on the Job](#)
- KY Wages and Hours: [Wages and Hours - Education and Labor Cabinet \(ky.gov\)](#)

Recordkeeping and Reporting	Yes	No	N/A	Comments
<p>Occupational injuries or illnesses, except minor injuries requiring only first aid, are recorded on the Form 300 (Log of Work-Related Injuries and Illnesses).</p> <p>NOTE: Employers are partially exempt from injury and illness recordkeeping requirements if 1) they had 10 or fewer workers during all of the last calendar year (see 29 CFR 1904.1), or 2) they are in certain low-hazard industries (see 29 CFR Part 1904, Subpart B, Appendix A). All employers, regardless of size or industry, must report work-related fatalities, in-patient hospitalizations, amputations, and loss of an eye to KY OSH.</p>	<input type="checkbox"/>	<input type="checkbox"/>	<input type="checkbox"/>	
<p>A supplementary record of each recordable occupational injury and illness is prepared for recordable cases on the Form 301 (Injury and Illness Incident Report). Employers can use equivalent forms that provide all the information on the Form 301.</p>	<input type="checkbox"/>	<input type="checkbox"/>	<input type="checkbox"/>	
<p>An annual summary is prepared at the end of each calendar year using the Form 300A (<i>Summary of Work-Related Injuries and Illnesses</i>).</p>	<input type="checkbox"/>	<input type="checkbox"/>	<input type="checkbox"/>	
<p>You must electronically submit information from your Form 300A Summary annually (by March 2 of the year after the calendar year covered by the form) if:</p> <ul style="list-style-type: none"> ● You have an establishment with 250 or more workers that is currently required to keep injury and illness records, or ● You have an establishment with 20 to 249 workers that is classified in certain industries with historically high rates of occupational injuries and illnesses. 	<input type="checkbox"/>	<input type="checkbox"/>	<input type="checkbox"/>	

Recordkeeping and Reporting (continued)	Yes	No	N/A	Comments
Injury and illness records (forms 300, 300A, and 301) are kept at the worksite for at least five years.	<input type="checkbox"/>	<input type="checkbox"/>	<input type="checkbox"/>	
Worker medical and exposure records are retained for the time required for each specific type of record.	<input type="checkbox"/>	<input type="checkbox"/>	<input type="checkbox"/>	
Worker training records are kept and accessible for review by workers, as required by OSH standards.	<input type="checkbox"/>	<input type="checkbox"/>	<input type="checkbox"/>	
All work-related fatalities are reported to KY OSH within 8 hours. All work-related in-patient hospitalizations, including heart attacks, amputations, and loss of an eye are reported to KY OSH within 72 hours.	<input type="checkbox"/>	<input type="checkbox"/>	<input type="checkbox"/>	

Additional Resources

KY OSH has a state specific regulation for employers on reporting occupational injuries and illnesses. Report a fatality within 8 hours, or an amputation, loss of an eye, or hospitalization (includes heart attacks) within 72 hours. Report to the KY Education and Labor Cabinet at 502-564-3070 8:00 am through 4:30 pm (EST). If after work hours, call 1-800-321-6742.

- Regulations:
 - [803 KAR 2:181 Recordkeeping and reporting occupational injuries and illnesses](#)
 - [29 CFR 1904, Recording and Reporting Occupational Injuries and Illness](#)
 - [29 CFR 1910.1020, Access to Employee Exposure and Medical Records](#)
- Pamphlet: [Access to Medical and Exposure Records](#)
- KYSAFE training on Recordkeeping and Reporting: [e-training - KYSAFE Training](#)

Compressed Gas Cylinders

Compressed Gas Cylinders	Yes	No	N/A	Comments
Cylinders are clearly marked to identify their contents.	<input type="checkbox"/>	<input type="checkbox"/>	<input type="checkbox"/>	
Cylinders are stored where they cannot be damaged by passing or falling objects, and not subject to tampering by unauthorized persons.	<input type="checkbox"/>	<input type="checkbox"/>	<input type="checkbox"/>	
Cylinders are regularly examined for obvious signs of defects, deep rusting, and leakage.	<input type="checkbox"/>	<input type="checkbox"/>	<input type="checkbox"/>	
Care is used in handling and storage of cylinders, safety valves, relief valves, etc., to prevent damage.	<input type="checkbox"/>	<input type="checkbox"/>	<input type="checkbox"/>	
Care is taken to not drop or strike cylinders.	<input type="checkbox"/>	<input type="checkbox"/>	<input type="checkbox"/>	
Cylinders without fixed wheels have keys, handles, or non-adjustable wrenches on stem valves when in service.	<input type="checkbox"/>	<input type="checkbox"/>	<input type="checkbox"/>	
Liquefied gases are stored and shipped valve end up with valve-protection caps in place.	<input type="checkbox"/>	<input type="checkbox"/>	<input type="checkbox"/>	
Valve-protection caps are placed on cylinders when the cylinders are not in use or connected for use.	<input type="checkbox"/>	<input type="checkbox"/>	<input type="checkbox"/>	
Valves are closed before cylinders are moved, when cylinders are empty, and at the completion of each job.	<input type="checkbox"/>	<input type="checkbox"/>	<input type="checkbox"/>	
Empty cylinders are appropriately marked, and their valves are closed.	<input type="checkbox"/>	<input type="checkbox"/>	<input type="checkbox"/>	

Additional Resources

- Regulations:
 - [29 CFR 1910.101, Compressed Gases](#)
 - [29 CFR 1910.110, Storage and Handling of Liquid Petroleum Gases](#)
- [Compressed Gas and Equipment](#)

Electrical Safety

Electrical Safety	Yes	No	N/A	Comments
Electrical work performed by workers or contractors complies with OSH standards.	<input type="checkbox"/>	<input type="checkbox"/>	<input type="checkbox"/>	
Sufficient access and working space is provided and maintained around all electrical equipment to permit ready and safe operations and maintenance.	<input type="checkbox"/>	<input type="checkbox"/>	<input type="checkbox"/>	
Workers make preliminary inspections and perform appropriate tests to determine conditions before starting work on electrical equipment or lines.	<input type="checkbox"/>	<input type="checkbox"/>	<input type="checkbox"/>	
In wet or damp locations, electrical tools and equipment are appropriate for the use or location or otherwise protected.	<input type="checkbox"/>	<input type="checkbox"/>	<input type="checkbox"/>	
Metal measuring tapes, ropes, handlines, and similar devices with metallic thread woven into the fabric are not used where they could come in contact with energized parts of equipment or circuit conductors.	<input type="checkbox"/>	<input type="checkbox"/>	<input type="checkbox"/>	
Portable ladders with nonconductive side rails are used where the worker or the ladder could contact exposed energized parts of equipment, fixtures, or circuit conductors.	<input type="checkbox"/>	<input type="checkbox"/>	<input type="checkbox"/>	
Disconnecting switches and circuit breakers are labeled to indicate their use or equipment served.	<input type="checkbox"/>	<input type="checkbox"/>	<input type="checkbox"/>	
Electrical installations are approved not only for the class of location, but also for the ignitable or combustible properties of the specific gas, vapor, dust, or fiber that may be present.	<input type="checkbox"/>	<input type="checkbox"/>	<input type="checkbox"/>	

Electrical Safety (continued)	Yes	No	N/A	Comments
Whenever a worker is exposed to contact with parts of fixed electric equipment or circuits that have been de-energized, the circuits energizing the parts are locked out or tagged, as appropriate.	<input type="checkbox"/>	<input type="checkbox"/>	<input type="checkbox"/>	
Workers who regularly work on or around energized electrical equipment or lines are instructed in cardiopulmonary resuscitation (CPR).	<input type="checkbox"/>	<input type="checkbox"/>	<input type="checkbox"/>	
Workers do not work alone on energized lines or equipment over 600 volts.	<input type="checkbox"/>	<input type="checkbox"/>	<input type="checkbox"/>	
Barricades and safety signs are used to prevent or limit access to areas where workers could be exposed to uninsulated energized conductors or circuit parts.	<input type="checkbox"/>	<input type="checkbox"/>	<input type="checkbox"/>	
Cord connected electrically operated tools and equipment are effectively grounded or of the approved double insulated type.	<input type="checkbox"/>	<input type="checkbox"/>	<input type="checkbox"/>	
Flexible cord sets (extensions cords) used with grounding-type equipment have grounding conductors.	<input type="checkbox"/>	<input type="checkbox"/>	<input type="checkbox"/>	
Cord connected electrically operated equipment, and flexible cord sets (extension cords) are visually inspected before use for external defects (such as loose parts, deformed and missing pins, or damage to outer jacket or insulation) and for evidence of possible internal damage (such as pinched or crushed outer jacket).	<input type="checkbox"/>	<input type="checkbox"/>	<input type="checkbox"/>	
Exposed wiring, and cords with frayed or deteriorated insulation, are immediately removed from service.	<input type="checkbox"/>	<input type="checkbox"/>	<input type="checkbox"/>	
Flexible cords are only used in continuous lengths without splice or tap.	<input type="checkbox"/>	<input type="checkbox"/>	<input type="checkbox"/>	

Electrical Safety (continued)	Yes	No	N/A	Comments
Multiple plug adaptors are not used.	<input type="checkbox"/>	<input type="checkbox"/>	<input type="checkbox"/>	
Electrical appliances such as vacuum cleaners, polishers, vending machines, etc., are grounded.	<input type="checkbox"/>	<input type="checkbox"/>	<input type="checkbox"/>	
Non-grounding type receptacles and connectors are not used for grounding-type attachment plugs.	<input type="checkbox"/>	<input type="checkbox"/>	<input type="checkbox"/>	
Ground-fault circuit interrupters are installed on each temporary 15 or 20 ampere, 120 volt alternating current (AC) circuit at locations where construction, demolition, modifications, alterations, etc., are performed.	<input type="checkbox"/>	<input type="checkbox"/>	<input type="checkbox"/>	
Metal cable trays, metal raceways, and metal enclosures for conductors are grounded.	<input type="checkbox"/>	<input type="checkbox"/>	<input type="checkbox"/>	
Disconnecting means are always opened before fuses are replaced.	<input type="checkbox"/>	<input type="checkbox"/>	<input type="checkbox"/>	
Flexible cords and cables are connected to devices and fittings so that strain relief is provided to prevent pull from being directly transmitted to joints or terminal screws.	<input type="checkbox"/>	<input type="checkbox"/>	<input type="checkbox"/>	
Cord, cable, and raceway connections are intact and secure.	<input type="checkbox"/>	<input type="checkbox"/>	<input type="checkbox"/>	
Energized parts of electrical circuits and equipment are guarded against accidental contact by approved cabinets or enclosures.	<input type="checkbox"/>	<input type="checkbox"/>	<input type="checkbox"/>	
Unused openings (including conduit knockouts) in electrical enclosures and fittings are closed with appropriate covers, plugs, or plates.	<input type="checkbox"/>	<input type="checkbox"/>	<input type="checkbox"/>	
Electrical enclosures such as switches, receptacles, junction boxes, etc., are provided with tight-fitting covers or plates.	<input type="checkbox"/>	<input type="checkbox"/>	<input type="checkbox"/>	

Electrical Safety (continued)	Yes	No	N/A	Comments
The location of electrical power lines and cables (overhead, underground, under floor, other side of walls, etc.) is determined before digging, drilling, or similar work is begun.	<input type="checkbox"/>	<input type="checkbox"/>	<input type="checkbox"/>	
Temporary circuits are protected by suitable disconnecting switches or plug connectors at the junction with permanent wiring.	<input type="checkbox"/>	<input type="checkbox"/>	<input type="checkbox"/>	
Disconnecting switches for electrical motors more than two horsepower can open the circuit when the motor is stalled without exploding.	<input type="checkbox"/>	<input type="checkbox"/>	<input type="checkbox"/>	
Low voltage protection is provided in the control devices of motors driving machines or equipment that could cause injury from inadvertent starting.	<input type="checkbox"/>	<input type="checkbox"/>	<input type="checkbox"/>	
Motor disconnecting switches or circuit breakers are located within sight of the motor control device.	<input type="checkbox"/>	<input type="checkbox"/>	<input type="checkbox"/>	
The controller for each motor that exceeds two horsepower is rated equal to, or above, the rating of the motor it serves.	<input type="checkbox"/>	<input type="checkbox"/>	<input type="checkbox"/>	

Additional Resources

- Regulations:
 - [803 KAR 2:318](#)
 - [29 CFR 1910.303, General Electrical Requirements](#)
 - [29 CFR 1910.305, Wiring Methods, Components, and Equipment for General Use](#)
 - [29 CFR 1910.334, Use of Electrical Equipment](#)
- OSHA Topic: [Electrical](#)
- NIOSH: [Electrical Safety](#)

Electrical Safe Work Practices	Yes	No	N/A	Comments
Employees who face a risk of electric shock that is not reduced to safe level installation requirements are trained.	<input type="checkbox"/>	<input type="checkbox"/>	<input type="checkbox"/>	
Only employees qualified by the employer are permitted to work on or near electrical equipment.	<input type="checkbox"/>	<input type="checkbox"/>	<input type="checkbox"/>	
Qualified person is familiar with the construction and operation of the equipment and the hazards involved.	<input type="checkbox"/>	<input type="checkbox"/>	<input type="checkbox"/>	
Qualified person has been trained on requirements of 1910.331 through 1910.335 that pertain to their job assignment.	<input type="checkbox"/>	<input type="checkbox"/>	<input type="checkbox"/>	
Qualified person has the skills necessary to distinguish exposed live parts from other electrical parts.	<input type="checkbox"/>	<input type="checkbox"/>	<input type="checkbox"/>	
Qualified person can work safely on energized circuits and shall be familiar with special precautionary techniques, personal protective equipment (PPE), insulating and shielding materials, and insulated tools.	<input type="checkbox"/>	<input type="checkbox"/>	<input type="checkbox"/>	
Electrical equipment is properly deenergized and verified through lockout/tagout procedures and testing equipment before work on electrical equipment begins.	<input type="checkbox"/>	<input type="checkbox"/>	<input type="checkbox"/>	
Insulated tools are provided and used during electrical work.	<input type="checkbox"/>	<input type="checkbox"/>	<input type="checkbox"/>	
Insulated personal protective equipment (PPE) is provided and used by employees.	<input type="checkbox"/>	<input type="checkbox"/>	<input type="checkbox"/>	
Personal protective equipment (PPE) is inspected as required by 29 CFR 1910.137.	<input type="checkbox"/>	<input type="checkbox"/>	<input type="checkbox"/>	

Additional Resources

- Regulations:
 - 803 KAR 2:318 Electrical
 - 29 CFR 1910.137 Electrical Protective Equipment
 - 29 CFR 1910.331 Scope
 - 29 CFR 1910.332 Training
 - 29 CFR 1910.335 Safeguards for personnel protection
- e-training - KYSAFE Training

Exit Routes and Emergency Planning

Doors	Yes	No	N/A	Comments
Doors that are required to serve as exits are designed and constructed so that the path of exit travel is obvious and direct.	<input type="checkbox"/>	<input type="checkbox"/>	<input type="checkbox"/>	
Exit doors and doors in the required path to the exit are not locked, blocked, or otherwise obstructed.	<input type="checkbox"/>	<input type="checkbox"/>	<input type="checkbox"/>	
Exit doors can be opened from the direction of exit travel without the use of a key, tool, or any special knowledge or effort when the building is occupied.	<input type="checkbox"/>	<input type="checkbox"/>	<input type="checkbox"/>	
Exit doors are side-hinged and swing.	<input type="checkbox"/>	<input type="checkbox"/>	<input type="checkbox"/>	
No revolving, sliding, or overhead doors serve as required exit doors.	<input type="checkbox"/>	<input type="checkbox"/>	<input type="checkbox"/>	
Panic hardware or fire exit hardware installed on a required exit door allows the door to open by applying a force of 15 pounds or less in the direction of the exit traffic.	<input type="checkbox"/>	<input type="checkbox"/>	<input type="checkbox"/>	
Doors on cold storage rooms are provided with an inside release mechanism that releases the latch and open the door even if the door is padlocked or otherwise locked on the outside.	<input type="checkbox"/>	<input type="checkbox"/>	<input type="checkbox"/>	
Where exit doors open directly onto a street, alley, or other area where vehicles may be operated, adequate barriers and warnings are provided to prevent workers from stepping into the path of traffic.	<input type="checkbox"/>	<input type="checkbox"/>	<input type="checkbox"/>	
Doors that swing in both directions and are located between rooms where there is frequent traffic are provided with viewing panels in each door.	<input type="checkbox"/>	<input type="checkbox"/>	<input type="checkbox"/>	

Doors (continued)	Yes	No	N/A	Comments
Glass doors, glass panels in doors, windows, etc., that are subject to human impact, are made of safety glass that meets the requirements for human impact.	<input type="checkbox"/>	<input type="checkbox"/>	<input type="checkbox"/>	

Additional Resources

- Regulations:
 - [29 CFR 1910.35, Compliance with Alternative Exit-Route Codes](#)
 - [29 CFR 1910.36, Design and Construction Requirements for Exit Routes](#)
 - [29 CFR 1910.37, Maintenance, Safeguards, and Operational Features for Exit Routes](#)
- [Design and Construction Requirements for Exit Routes](#)
- [e-training - KYSAFE Training](#)

Emergency Action Plans	Yes	No	N/A	Comments
An emergency action plan is in place to guide employer and worker actions during workplace emergencies.	<input type="checkbox"/>	<input type="checkbox"/>	<input type="checkbox"/>	
The plan considers all potential natural or man-made emergencies that could disrupt the workplace.	<input type="checkbox"/>	<input type="checkbox"/>	<input type="checkbox"/>	
The plan considers all potential internal sources of emergencies that could disrupt the workplace.	<input type="checkbox"/>	<input type="checkbox"/>	<input type="checkbox"/>	
The plan considers the impact of these internal and external emergencies on workplace operations and the response is tailored to the workplace.	<input type="checkbox"/>	<input type="checkbox"/>	<input type="checkbox"/>	
The plan contains a list of key personnel with contact information as well as contact information for local emergency responders, agencies, and contractors.	<input type="checkbox"/>	<input type="checkbox"/>	<input type="checkbox"/>	
The plan contains the names, titles, departments, and telephone numbers of individuals to contact for additional information or an explanation of duties and responsibilities under the plan.	<input type="checkbox"/>	<input type="checkbox"/>	<input type="checkbox"/>	
The plan addresses how medical assistance will be provided.	<input type="checkbox"/>	<input type="checkbox"/>	<input type="checkbox"/>	
The plan identifies how or where personal information on workers can be obtained in an emergency.	<input type="checkbox"/>	<input type="checkbox"/>	<input type="checkbox"/>	
The plan identifies the conditions under which an evacuation would be necessary.	<input type="checkbox"/>	<input type="checkbox"/>	<input type="checkbox"/>	
The plan identifies a clear chain of command and designates a person authorized to order an evacuation or shutdown of operations.	<input type="checkbox"/>	<input type="checkbox"/>	<input type="checkbox"/>	

Emergency Action Plans (continued)	Yes	No	N/A	Comments
The plan addresses the types of actions expected of different workers for the various types of potential emergencies.	<input type="checkbox"/>	<input type="checkbox"/>	<input type="checkbox"/>	
The plan designates who, if anyone, will stay to shut down critical operations during an evacuation.	<input type="checkbox"/>	<input type="checkbox"/>	<input type="checkbox"/>	
The plan outlines specific evacuation routes and exits, and these are posted in the workplace where they are easily accessible to all workers.	<input type="checkbox"/>	<input type="checkbox"/>	<input type="checkbox"/>	
The plan address procedures for assisting people during evacuations, particularly those with disabilities or who do not speak English.	<input type="checkbox"/>	<input type="checkbox"/>	<input type="checkbox"/>	
The plan identifies one or more assembly areas (as necessary for different types of emergencies) where workers will gather and a method for accounting for all workers.	<input type="checkbox"/>	<input type="checkbox"/>	<input type="checkbox"/>	
The plan addresses how visitors will be assisted in evacuation and accounted for.	<input type="checkbox"/>	<input type="checkbox"/>	<input type="checkbox"/>	
The plan identifies a preferred method for reporting fires and other emergencies.	<input type="checkbox"/>	<input type="checkbox"/>	<input type="checkbox"/>	
The plan describes the method to be used to alert workers, including disabled workers, to evacuate or take other action.	<input type="checkbox"/>	<input type="checkbox"/>	<input type="checkbox"/>	

Additional Resources

- Regulations:
 - [29 CFR 1910.38, Emergency Action Plans](#)
 - [29 CFR 1910.39, Fire Prevention Plans](#)
- [Evacuation Plans and Procedures](#)
- [Emergency Preparedness and Response](#)

Exits, Exit Paths (Means of Egress)	Yes	No	N/A	Comments
There are sufficient exits to permit prompt escape in case of emergency.	<input type="checkbox"/>	<input type="checkbox"/>	<input type="checkbox"/>	
The number of exits from each floor or level, and the number of exits from the building itself, are appropriate for the occupant load.	<input type="checkbox"/>	<input type="checkbox"/>	<input type="checkbox"/>	
At least two (2) means of egress are provided from elevated platforms, pits, and rooms where the absence of a second exit would increase the risk of injury from hot, poisonous, corrosive, suffocating, flammable, or explosive substances.	<input type="checkbox"/>	<input type="checkbox"/>	<input type="checkbox"/>	
Routes (means of egress) to exits, when not immediately apparent, are marked with visible exit signs.	<input type="checkbox"/>	<input type="checkbox"/>	<input type="checkbox"/>	
All exits are marked with exit signs that are illuminated either internally or by a reliable light source.	<input type="checkbox"/>	<input type="checkbox"/>	<input type="checkbox"/>	
Exit signs are labeled with the word "EXIT" in lettering at least 6 inches high and the stroke of the lettering at least 3/4 inch wide.	<input type="checkbox"/>	<input type="checkbox"/>	<input type="checkbox"/>	
Doors, passageways, and stairways that are neither exits nor access to exits, but could be mistaken for exits, are appropriately marked "NOT AN EXIT," "TO BASEMENT," "STOREROOM," etc.	<input type="checkbox"/>	<input type="checkbox"/>	<input type="checkbox"/>	
Emergency lighting, where provided, is tested for 30 seconds each month, and annually for 90 minutes.	<input type="checkbox"/>	<input type="checkbox"/>	<input type="checkbox"/>	
Ramps that are used as part of required exiting from a building have a slope limited to 1 foot vertical and 12 feet horizontal.	<input type="checkbox"/>	<input type="checkbox"/>	<input type="checkbox"/>	

Additional Resources

- Regulations:
 - 29 CFR 1910.35, Compliance with Alternative Exit-Route Codes
 - 29 CFR 1910.36, Design and Construction Requirements for Exit Routes
 - 29 CFR 1910.37, Maintenance, Safeguards, and Operational Features for Exit Routes
 - 29 CFR 1910.38, Emergency Action Plans
- Design and Construction Requirements for Exit Routes
- e-training - KYSAFE Training

Fire Protection

Fire Extinguishers	Yes	No	N/A	Comments
If portable fire extinguishers are provided in the workplace, and designated workers are expected to use them, the workers are provided with initial training in their use and at least annually thereafter.	<input type="checkbox"/>	<input type="checkbox"/>	<input type="checkbox"/>	
Portable fire extinguishers of the appropriate types(s) are provided in adequate numbers and mounted in readily accessible locations. NOTE: Refer to National Fire Protection Association standard 10 (NFPA 10) for guidance on types, numbers, and locations.	<input type="checkbox"/>	<input type="checkbox"/>	<input type="checkbox"/>	
Fire extinguishers are selected and provided for the types of materials in the areas where they are to be used. <ul style="list-style-type: none"> • Class A - Ordinary combustible materials. • Class B - Flammable liquids, gases, or oils. • Class C - Energized-electrical equipment. • Class D – Combustible metals. • Class K – Kitchens; cooking with vegetable or animal oils and fats. 	<input type="checkbox"/>	<input type="checkbox"/>	<input type="checkbox"/>	
Fire extinguishers are visually inspected monthly, and the inspection is recorded.	<input type="checkbox"/>	<input type="checkbox"/>	<input type="checkbox"/>	
Fire extinguisher discharge nozzles are free from obstructions or blockage.	<input type="checkbox"/>	<input type="checkbox"/>	<input type="checkbox"/>	
Fire extinguishers are fully charged and in their designated places.	<input type="checkbox"/>	<input type="checkbox"/>	<input type="checkbox"/>	
Fire extinguishers receive an annual maintenance check, and the maintenance is recorded.	<input type="checkbox"/>	<input type="checkbox"/>	<input type="checkbox"/>	

Additional Resources

- Regulations: [29 CFR 1910.157, Portable Fire Extinguishers](#)
- [Portable Fire Extinguishers and Fire Safety](#)

Fire Suppression and Alarm Systems	Yes	No	N/A	Comments
Fire alarm system has been certified, is in proper working condition, and is tested annually.	<input type="checkbox"/>	<input type="checkbox"/>	<input type="checkbox"/>	
Testing and maintenance of automatic sprinkler systems is performed by a qualified worker or sprinkler contractor.	<input type="checkbox"/>	<input type="checkbox"/>	<input type="checkbox"/>	
Automatic sprinkler system water control valves and pressure gages are checked periodically.	<input type="checkbox"/>	<input type="checkbox"/>	<input type="checkbox"/>	
Sprinkler heads subject to potential physical damage are protected by metal guards.	<input type="checkbox"/>	<input type="checkbox"/>	<input type="checkbox"/>	
Proper clearance (minimum 18 inches) is maintained below sprinkler heads.	<input type="checkbox"/>	<input type="checkbox"/>	<input type="checkbox"/>	
Standpipes, fire hoses, and fire hose valves, are inspected regularly and tested annually.	<input type="checkbox"/>	<input type="checkbox"/>	<input type="checkbox"/>	
Private fire hydrants are flushed at least once a year and are on a routine preventive maintenance schedule.	<input type="checkbox"/>	<input type="checkbox"/>	<input type="checkbox"/>	

Additional Resources

- Regulations:
 - [29 CFR 1910.158, Standpipe and Hose Systems](#)
 - [29 CFR 1910.159, Automatic Sprinkler Systems](#)
 - [29 CFR 1910.160, Fixed Extinguishing Systems, General](#)
 - [29 CFR 1910.161, Fixed Extinguishing Systems, Dry Chemical](#)
 - [29 CFR 1910.162, Fixed Extinguishing Systems, Gaseous Agent](#)
 - [29 CFR 1910.163, Fixed Extinguishing Systems, Water Spray and Foam](#)
 - [29 CFR 1910.164, Fire Detection Systems](#)
 - [29 CFR 1910.165, Employee Alarm Systems](#)
- [Fixed Extinguishing Systems](#)
- [Fire Detection Systems and Employee Alarm Systems](#)
- [e-training - KYSAFE Training](#)

Flammable and Combustible Liquids and Materials	Yes	No	N/A	Comments
Combustible scrap, debris, and waste materials (oily rags, etc.) are stored in covered metal receptacles and promptly removed from the worksite.	<input type="checkbox"/>	<input type="checkbox"/>	<input type="checkbox"/>	
Proper storage is practiced to minimize the risk of fire, including spontaneous combustion.	<input type="checkbox"/>	<input type="checkbox"/>	<input type="checkbox"/>	
Approved containers and tanks are used to store and handle flammable and combustible liquids.	<input type="checkbox"/>	<input type="checkbox"/>	<input type="checkbox"/>	
All connections on drums and combustible liquid piping are vapor and liquid tight.	<input type="checkbox"/>	<input type="checkbox"/>	<input type="checkbox"/>	
All flammable liquids are kept in closed containers when not in use (e. g., parts cleaning tanks, pans, etc.).	<input type="checkbox"/>	<input type="checkbox"/>	<input type="checkbox"/>	
Where flammable liquids are transferred and dispensed, appropriate grounding and bonding methods are used to minimize the generation of static electricity.	<input type="checkbox"/>	<input type="checkbox"/>	<input type="checkbox"/>	
Inside storage rooms for flammable and combustible liquids have mechanical or gravity ventilation.	<input type="checkbox"/>	<input type="checkbox"/>	<input type="checkbox"/>	
Explosion-proof electrical wiring, lights, and equipment are used, in inside storage rooms used for flammable liquids.	<input type="checkbox"/>	<input type="checkbox"/>	<input type="checkbox"/>	
Liquefied petroleum gas is stored, handled, and used in accordance with safe practices and standards.	<input type="checkbox"/>	<input type="checkbox"/>	<input type="checkbox"/>	
“NO SMOKING” signs are posted on liquefied petroleum gas tanks.	<input type="checkbox"/>	<input type="checkbox"/>	<input type="checkbox"/>	

Flammable and Combustible Liquids and Materials (continued)	Yes	No	N/A	Comments
“NO SMOKING” signs are in areas where flammable or combustible materials are used and stored.	<input type="checkbox"/>	<input type="checkbox"/>	<input type="checkbox"/>	
Liquefied petroleum storage tanks are guarded to prevent damage from vehicles.	<input type="checkbox"/>	<input type="checkbox"/>	<input type="checkbox"/>	
All solvent wastes and flammable liquids kept in fire-resistant, covered containers until they are removed from the worksite.	<input type="checkbox"/>	<input type="checkbox"/>	<input type="checkbox"/>	
Safety cans are used for dispensing flammable or combustible liquids at the point of use.	<input type="checkbox"/>	<input type="checkbox"/>	<input type="checkbox"/>	
Spills of flammable or combustible liquids are cleaned up promptly.	<input type="checkbox"/>	<input type="checkbox"/>	<input type="checkbox"/>	
Storage tanks are adequately vented to prevent the development of excessive vacuum or pressure as a result of filling, emptying, or atmosphere temperature changes.	<input type="checkbox"/>	<input type="checkbox"/>	<input type="checkbox"/>	
Storage tanks are equipped with emergency venting that relieve excessive internal pressure caused by fire exposure.	<input type="checkbox"/>	<input type="checkbox"/>	<input type="checkbox"/>	

Additional Resources

- Regulations
 - [29 CFR 1910.106, Flammable Liquids](#)
 - [29 CFR 1910.107, Spray Finishing with Flammable and Combustible Materials](#)
- KY OSH Regulation: [803 KAR 2:307](#)
- [e-training - KYSAFE Training](#)

Hand and Portable Powered Tools and Equipment

Explosive (Powder) Actuated Fastening Tools	Yes	No	N/A	Comments
Each worker who operates an explosive actuated tool is trained in its use and has a valid operator's card.	<input type="checkbox"/>	<input type="checkbox"/>	<input type="checkbox"/>	
Explosive actuated tools are left unloaded until they are ready to be used.	<input type="checkbox"/>	<input type="checkbox"/>	<input type="checkbox"/>	
Explosive actuated tools are inspected for obstructions or defects before use.	<input type="checkbox"/>	<input type="checkbox"/>	<input type="checkbox"/>	
Each explosive actuated tool is stored in its own locked container when not being used.	<input type="checkbox"/>	<input type="checkbox"/>	<input type="checkbox"/>	
Workers who operate explosive-actuated tools use appropriate personal protective equipment (PPE).	<input type="checkbox"/>	<input type="checkbox"/>	<input type="checkbox"/>	
A sign at least 7 inches by 10 inches with bold face type reading "POWDER-" or "EXPLOSIVE ACTUATED TOOL IN USE" is conspicuously posted when the tool is being used.	<input type="checkbox"/>	<input type="checkbox"/>	<input type="checkbox"/>	

Additional Resources

- Regulations: [29 CFR 1910.243, Guarding of Portable Powered Tools](#)
- [Hand and Power Tools](#)

Hand Tools and Equipment	Yes	No	N/A	Comments
Appropriate safety glasses, face shields, and other PPE are used while using hand tools or equipment that might produce flying materials or be subject to breakage.	<input type="checkbox"/>	<input type="checkbox"/>	<input type="checkbox"/>	
All tools and equipment (both company and worker-owned) used at the workplace are in good condition.	<input type="checkbox"/>	<input type="checkbox"/>	<input type="checkbox"/>	
Workers have been advised of hazards caused by faulty or improperly used hand tools.	<input type="checkbox"/>	<input type="checkbox"/>	<input type="checkbox"/>	
Hand tools, such as chisels, punches, etc., which develop mushroomed heads during use are reconditioned or replaced as necessary.	<input type="checkbox"/>	<input type="checkbox"/>	<input type="checkbox"/>	
Tool cutting edges are kept sharp so that tools move smoothly without binding or skipping.	<input type="checkbox"/>	<input type="checkbox"/>	<input type="checkbox"/>	
Tool handles are wedged tightly into the heads of all tools.	<input type="checkbox"/>	<input type="checkbox"/>	<input type="checkbox"/>	
Broken or fractured handles on hammers, axes, and similar equipment are replaced.	<input type="checkbox"/>	<input type="checkbox"/>	<input type="checkbox"/>	
Tools are stored in a dry, secure location where tampering is not possible.	<input type="checkbox"/>	<input type="checkbox"/>	<input type="checkbox"/>	
Worn or bent wrenches are replaced.	<input type="checkbox"/>	<input type="checkbox"/>	<input type="checkbox"/>	
Appropriate handles are used on files and similar tools.	<input type="checkbox"/>	<input type="checkbox"/>	<input type="checkbox"/>	
Jacks are inspected to ensure they are in good operating condition.	<input type="checkbox"/>	<input type="checkbox"/>	<input type="checkbox"/>	
Jacks receive appropriate maintenance and are lubricated at regular intervals.	<input type="checkbox"/>	<input type="checkbox"/>	<input type="checkbox"/>	

Hand Tools and Equipment (continued)	Yes	No	N/A	Comments
Jacks only lift loads within their rated capacity.	<input type="checkbox"/>	<input type="checkbox"/>	<input type="checkbox"/>	

Additional Resources

- Regulations:
 - [29 CFR 1910.242, Hand and Portable Powered Tools and Equipment](#)
 - [29 CFR 1910.243, Guarding of Portable Powered Tools](#)
 - [29 CFR 1910.244, Other Portable Tools and Equipment](#)
- [Hand and Power Tools](#)
- [e-training - KYSAFE Training](#)

Portable (Power Operated) Tools and Equipment	Yes	No	N/A	Comments
Power tools are equipped with proper shields, guards, or attachments, as recommended by the manufacturer.	<input type="checkbox"/>	<input type="checkbox"/>	<input type="checkbox"/>	
Grinders, saws, and other equipment are provided with appropriate guards.	<input type="checkbox"/>	<input type="checkbox"/>	<input type="checkbox"/>	
Portable fans are provided with full guards or screens having openings 1/2 inch or less.	<input type="checkbox"/>	<input type="checkbox"/>	<input type="checkbox"/>	
Portable circular saws are equipped with the proper guards above and below the base plate or shoe.	<input type="checkbox"/>	<input type="checkbox"/>	<input type="checkbox"/>	
Circular saw guards are checked to ensure that they are not wedged up, leaving the lower portion of the blade unguarded.	<input type="checkbox"/>	<input type="checkbox"/>	<input type="checkbox"/>	
Cord-connected, electrically operated tools and equipment are effectively grounded or of the approved double insulated type.	<input type="checkbox"/>	<input type="checkbox"/>	<input type="checkbox"/>	
Rotating or moving parts of equipment are guarded to prevent physical contact.	<input type="checkbox"/>	<input type="checkbox"/>	<input type="checkbox"/>	
Pneumatic and hydraulic hoses on powder operated tools are checked regularly for deterioration or damage.	<input type="checkbox"/>	<input type="checkbox"/>	<input type="checkbox"/>	

Additional Resources

- Regulations:
 - [29 CFR 1910.242, Hand and Portable Powered Tools and Equipment](#)
 - [29 CFR 1910.243, Guarding of Portable Powered Tools](#)
 - [29 CFR 1910.244, Other Portable Tools and Equipment](#)
- [Hand and Power Tools](#)
- NIOSH: [Nail Gun Safety](#)
- NIOSH: [Robotics](#)
- NIOSH: [Noise and Hearing Loss Prevention](#)

Hazard Communication and Chemicals

Hazard Communication	Yes	No	N/A	Comments
A written plan has been developed to ensure that workers are informed and understand the hazards of chemicals in the workplace.	<input type="checkbox"/>	<input type="checkbox"/>	<input type="checkbox"/>	
A list or inventory of all hazardous chemicals in the workplace has been prepared (including housekeeping/cleaning chemicals).	<input type="checkbox"/>	<input type="checkbox"/>	<input type="checkbox"/>	
Safety Data Sheets (SDS) for each hazardous chemical in the workplace are up-to-date and readily accessible to workers.	<input type="checkbox"/>	<input type="checkbox"/>	<input type="checkbox"/>	
Labels are kept on shipped containers; including product identifiers, signal words, hazard statement(s), pictogram(s), precautionary statement(s), and supplier information.	<input type="checkbox"/>	<input type="checkbox"/>	<input type="checkbox"/>	
Workplace containers are labeled where required (e. g., chemicals received in large containers that are transferred to smaller containers).	<input type="checkbox"/>	<input type="checkbox"/>	<input type="checkbox"/>	
Workplace signs and other forms of communication are reviewed, revised, and updated as appropriate, such as when new information becomes available.	<input type="checkbox"/>	<input type="checkbox"/>	<input type="checkbox"/>	
Workers are trained on the requirements of the hazard communication standard, hazards of chemicals, appropriate protective measures, and where and how to obtain additional information.	<input type="checkbox"/>	<input type="checkbox"/>	<input type="checkbox"/>	
Workers are trained on the hazardous chemicals in their work area before initial assignment, and when new hazards are introduced.	<input type="checkbox"/>	<input type="checkbox"/>	<input type="checkbox"/>	
Workers understand Safety Data Sheets (SDS) and where to find them.	<input type="checkbox"/>	<input type="checkbox"/>	<input type="checkbox"/>	

Hazard Communication (continued)	Yes	No	N/A	Comments
Workers understand labels received on shipped containers and details of the workplace labeling system.	<input type="checkbox"/>	<input type="checkbox"/>	<input type="checkbox"/>	
The hazard communication program is reviewed periodically to ensure it is meeting its objectives and is revised/updated as appropriate to address changes in the workplace (i.e., new chemicals, new hazards, etc.).	<input type="checkbox"/>	<input type="checkbox"/>	<input type="checkbox"/>	

Additional Resources

- Regulations: [29 CFR 1910.1200, Hazard Communication](#)
- [Hazard Communication](#)
- [Hazard Communication – Small Entity Compliance Guide](#)

Hazardous Chemicals	Yes	No	N/A	Comments
A written hazardous communication program is in place for the workplace.	<input type="checkbox"/>	<input type="checkbox"/>	<input type="checkbox"/>	
Workers have been informed about all operations where hazardous chemicals are present.	<input type="checkbox"/>	<input type="checkbox"/>	<input type="checkbox"/>	
Containers of hazardous chemicals are labeled, and Safety Data Sheets (SDS) are available (see Hazard Communication section above).	<input type="checkbox"/>	<input type="checkbox"/>	<input type="checkbox"/>	
Eye wash stations and safety showers are provided and maintained in areas where corrosive hazardous chemicals are handled.	<input type="checkbox"/>	<input type="checkbox"/>	<input type="checkbox"/>	
Flushing facilities for the eyes and skin are provided for battery changing and charging, is charged in a ventilated area, and personal protective equipment (PPE) is provided.	<input type="checkbox"/>	<input type="checkbox"/>	<input type="checkbox"/>	
Chemical piping systems are clearly marked as to their contents.	<input type="checkbox"/>	<input type="checkbox"/>	<input type="checkbox"/>	
Worker exposure to hazardous chemicals is kept within acceptable levels.	<input type="checkbox"/>	<input type="checkbox"/>	<input type="checkbox"/>	
Medical or biological monitoring systems are in operation for eligible workers (e. g., exposure to cadmium, lead).	<input type="checkbox"/>	<input type="checkbox"/>	<input type="checkbox"/>	
Workers use appropriate personal protective clothing and equipment when handling hazardous chemicals (e.g., gloves, eye/face protection, respirators, etc.).	<input type="checkbox"/>	<input type="checkbox"/>	<input type="checkbox"/>	
Chemicals are kept in closed containers when not in use.	<input type="checkbox"/>	<input type="checkbox"/>	<input type="checkbox"/>	
Materials that give off toxic, asphyxiant, suffocating, or anesthetic fumes are stored in remote or isolated locations when not in use.	<input type="checkbox"/>	<input type="checkbox"/>	<input type="checkbox"/>	

Hazardous Chemicals (continued)	Yes	No	N/A	Comments
Standard operating procedures for cleaning up chemical spills are established and are being followed.	<input type="checkbox"/>	<input type="checkbox"/>	<input type="checkbox"/>	
Corrosive liquids that are frequently handled in open containers, or drawn from storage vessels or pipelines, have adequate means readily available for neutralizing or disposing of spills or overflows, and clean-up is performed properly and safely.	<input type="checkbox"/>	<input type="checkbox"/>	<input type="checkbox"/>	
Hazardous substances are handled in properly designed and exhausted booths or similar locations, where possible.	<input type="checkbox"/>	<input type="checkbox"/>	<input type="checkbox"/>	

Additional Resources

- Regulations:
 - [29 CFR 1910.1200, Hazard Communication](#)
 - [29 CFR 1910 Subpart Z, Toxic and Hazardous Substances](#)
- [Chemical Hazards and Toxic Substances](#)
- [Occupational Chemical Database](#)
- [Transitioning to Safer Chemicals](#)
- NIOSH: [Managing Chemical Safety in the Workplace](#)
- NIOSH: [Pocket Guide to Chemical Hazards](#)
- NIOSH: [Nanotechnology](#)
- KY OSH Regulation: [Medical Services - Eyewashes](#)
- KY OSH Regulation: [Battery Charging and Changing](#)
- e-training - [KYSAFE Training](#)

Lockout / Tagout Procedures

Lockout/Tagout Procedures	Yes	No	N/A	Comments
A lockout/tagout procedure has been developed in writing and is reviewed at least annually.	<input type="checkbox"/>	<input type="checkbox"/>	<input type="checkbox"/>	
The lockout procedure requires that stored energy (mechanical, hydraulic, air, etc.) is released or blocked before equipment is locked out for service and maintenance.	<input type="checkbox"/>	<input type="checkbox"/>	<input type="checkbox"/>	
If an energy isolating device is capable of being locked out, the employer's energy control program must utilize lockout.	<input type="checkbox"/>	<input type="checkbox"/>	<input type="checkbox"/>	
If a tagout device is used on an energy isolating device that is incapable of being locked, the tagout device must be attached at the same location that the lockout device would be and demonstrate it provides a level of safety equivalent to a lockout device.	<input type="checkbox"/>	<input type="checkbox"/>	<input type="checkbox"/>	
Authorized workers have been trained on the lockout/tagout procedure and are provided with personal safety locks or other approved lockout devices.	<input type="checkbox"/>	<input type="checkbox"/>	<input type="checkbox"/>	
A means is provided to identify the worker(s) working on locked out equipment by the lock(s) or accompanying tag(s).	<input type="checkbox"/>	<input type="checkbox"/>	<input type="checkbox"/>	
Machinery or equipment is locked out at the main power source, not at a push button, selector switch, or other control circuit type device.	<input type="checkbox"/>	<input type="checkbox"/>	<input type="checkbox"/>	
Equipment control valve handles are provided with a means for locking out.	<input type="checkbox"/>	<input type="checkbox"/>	<input type="checkbox"/>	
Energy source isolation is verified before work begins.	<input type="checkbox"/>	<input type="checkbox"/>	<input type="checkbox"/>	

Lockout/Tagout Procedures (continued)	Yes	No	N/A	Comments
Verification is accomplished by testing machinery, gauges, or other approved means.	<input type="checkbox"/>	<input type="checkbox"/>	<input type="checkbox"/>	
Machinery and equipment capable of movement is de-energized, or disengaged and blocked, or locked out during cleaning, servicing, adjusting, or setting up operations.	<input type="checkbox"/>	<input type="checkbox"/>	<input type="checkbox"/>	
Where the disconnecting means for equipment does not also disconnect the electrical control circuit, the appropriate electrical enclosures are identified; and a means is provided to assure the control circuit can also be disconnected and locked out.	<input type="checkbox"/>	<input type="checkbox"/>	<input type="checkbox"/>	
Workers keep personal control of their keys while they have safety locks in use.	<input type="checkbox"/>	<input type="checkbox"/>	<input type="checkbox"/>	
Only the worker exposed to the hazard is permitted to place or remove the safety lock.	<input type="checkbox"/>	<input type="checkbox"/>	<input type="checkbox"/>	
Authorized employee(s) check the safety of the lockout by attempting a startup after making sure no one is exposed.	<input type="checkbox"/>	<input type="checkbox"/>	<input type="checkbox"/>	
A sufficient number of accident prevention signs or tags and safety padlocks are provided for any reasonably foreseeable repair emergency.	<input type="checkbox"/>	<input type="checkbox"/>	<input type="checkbox"/>	
When machine operations, configuration, or size make it necessary for the operator to leave the control station, and part of the machine could move if accidentally activated, the part is separately locked out or blocked.	<input type="checkbox"/>	<input type="checkbox"/>	<input type="checkbox"/>	

Additional Resources

- Regulations:
 - 803 KAR 2:309 General environmental controls.
 - 29 CFR 1910.147, Control of Hazardous Energy (Lockout/Tagout)
- Control of Hazardous Energy (Lockout/Tagout)
- Lockout-Tagout Interactive Training Program
- NIOSH: Using Lockout and Tagout Procedures to Prevent Injury and Death during Machine Maintenance
- e-training - KYSAFE Training

Machinery and Machine Guarding

Abrasive Wheel Equipment Grinders	Yes	No	N/A	Comments
Bench and pedestal grinders are permanently mounted.	<input type="checkbox"/>	<input type="checkbox"/>	<input type="checkbox"/>	
Abrasive grinders have safety guards that cover the spindle, nut, and flange projections; the guards are mounted to maintain proper alignment with the wheel; and the strength of the fastenings exceed the strength of the guards.	<input type="checkbox"/>	<input type="checkbox"/>	<input type="checkbox"/>	
Work rests are used and kept adjusted to within 1/8 inch (0.3175 centimeter) of the wheel.	<input type="checkbox"/>	<input type="checkbox"/>	<input type="checkbox"/>	
The adjustable tongue on the top side of the grinder is used and kept adjusted to within 1/4 inch (0.6350 centimeters) of the wheel.	<input type="checkbox"/>	<input type="checkbox"/>	<input type="checkbox"/>	
Vertical or right-angle head portable grinder safety guards are located between the operator and wheel during use and have a maximum exposure angle of 180 degrees.	<input type="checkbox"/>	<input type="checkbox"/>	<input type="checkbox"/>	
The maximum revolutions per minute (rpm) rating of each abrasive wheel is compatible with the rpm rating of the grinder motor.	<input type="checkbox"/>	<input type="checkbox"/>	<input type="checkbox"/>	
Each grinder has an individual on and off control switch.	<input type="checkbox"/>	<input type="checkbox"/>	<input type="checkbox"/>	
All handheld grinders shall have the appropriate power control switch configuration.	<input type="checkbox"/>	<input type="checkbox"/>	<input type="checkbox"/>	
New abrasive wheels are visually inspected, and ring tested before they are mounted.	<input type="checkbox"/>	<input type="checkbox"/>	<input type="checkbox"/>	
Dust collectors and powered exhausts are provided on grinders used in operations that produce large amounts of dust.	<input type="checkbox"/>	<input type="checkbox"/>	<input type="checkbox"/>	

Abrasive Wheel Equipment Grinders (continued)	Yes	No	N/A	Comments
Splash guards are mounted on grinders that use coolant to prevent the coolant from reaching workers.	<input type="checkbox"/>	<input type="checkbox"/>	<input type="checkbox"/>	
Workers use appropriate personal protective equipment (PPE) when grinding.	<input type="checkbox"/>	<input type="checkbox"/>	<input type="checkbox"/>	

Additional Resources

- Regulations: [29 CFR 1910.215, Abrasive Wheel Machinery](#)
- [Abrasive Wheel Grinder Checklist](#)
- NIOSH: [Abrasive Blasting](#)

Machinery and Equipment	Yes	No	N/A	Comments
Fixed machines are anchored to prevent tipping or other movement.	<input type="checkbox"/>	<input type="checkbox"/>	<input type="checkbox"/>	
The operator and other workers in the machine area are protected from hazards created at the point of operation, ingoing nip points, rotating parts, flying chips, and sparks.	<input type="checkbox"/>	<input type="checkbox"/>	<input type="checkbox"/>	
Operators use special hand tools for placing and removing material where needed to protect their hands.	<input type="checkbox"/>	<input type="checkbox"/>	<input type="checkbox"/>	
Machine guards are secured and arranged so they do not cause a hazard while in use.	<input type="checkbox"/>	<input type="checkbox"/>	<input type="checkbox"/>	
Revolving drums, barrels, and containers are guarded by an enclosure that is interlocked with the drive mechanism so that revolution cannot occur unless the guard enclosure is in place.	<input type="checkbox"/>	<input type="checkbox"/>	<input type="checkbox"/>	
Fan blades are protected with a guard having openings no larger than 1/2 inch when operating within 7 feet of the floor or working level.	<input type="checkbox"/>	<input type="checkbox"/>	<input type="checkbox"/>	
Pulleys and belts within 7 feet of the floor or working level are properly guarded.	<input type="checkbox"/>	<input type="checkbox"/>	<input type="checkbox"/>	
Moving chains and gears are properly guarded.	<input type="checkbox"/>	<input type="checkbox"/>	<input type="checkbox"/>	
Workers are trained on safe methods of machine operation.	<input type="checkbox"/>	<input type="checkbox"/>	<input type="checkbox"/>	
A program is in place for regular safety inspections of machinery and equipment.	<input type="checkbox"/>	<input type="checkbox"/>	<input type="checkbox"/>	
All machinery and equipment are kept clean and properly maintained.	<input type="checkbox"/>	<input type="checkbox"/>	<input type="checkbox"/>	

Machinery and Equipment (continued)	Yes	No	N/A	Comments
Sufficient clearance is provided around and between machines to allow for safe operations, set up and servicing, material handling and waste removal.	<input type="checkbox"/>	<input type="checkbox"/>	<input type="checkbox"/>	
A power shut-off switch is provided within reach of the operator's position at each machine.	<input type="checkbox"/>	<input type="checkbox"/>	<input type="checkbox"/>	
Hazardous energy to machines and equipment can be locked out for servicing and maintenance.	<input type="checkbox"/>	<input type="checkbox"/>	<input type="checkbox"/>	
Noncurrent-carrying metal parts of electrically operated machines are bonded and grounded.	<input type="checkbox"/>	<input type="checkbox"/>	<input type="checkbox"/>	
Foot-operated switches are guarded or arranged to prevent accidental actuation by a person or falling object.	<input type="checkbox"/>	<input type="checkbox"/>	<input type="checkbox"/>	
Manually operated valves and switches controlling the operation of equipment and machines clearly identified and readily accessible.	<input type="checkbox"/>	<input type="checkbox"/>	<input type="checkbox"/>	
Emergency stop buttons are colored red.	<input type="checkbox"/>	<input type="checkbox"/>	<input type="checkbox"/>	
Splash guards are mounted on machines that use coolant to prevent the coolant from reaching workers.	<input type="checkbox"/>	<input type="checkbox"/>	<input type="checkbox"/>	
Arbors and mandrels have firm and secure bearings and are free of play.	<input type="checkbox"/>	<input type="checkbox"/>	<input type="checkbox"/>	
Provisions are made to prevent machines from automatically starting when power is restored after a power failure or shutdown.	<input type="checkbox"/>	<input type="checkbox"/>	<input type="checkbox"/>	
Machines are constructed to be free from excessive vibration when the largest size tool is mounted and run at full speed.	<input type="checkbox"/>	<input type="checkbox"/>	<input type="checkbox"/>	

Machinery and Equipment (continued)	Yes	No	N/A	Comments
Saws used for ripping are equipped with anti-kickback devices and spreaders.	<input type="checkbox"/>	<input type="checkbox"/>	<input type="checkbox"/>	
Radial arm saws are arranged so that the cutting head gently returns to the back of the table when released.	<input type="checkbox"/>	<input type="checkbox"/>	<input type="checkbox"/>	

Additional Resources

- Regulations: [29 CFR 1910.212, General Requirements for All Machines](#)
- [Machine Guarding](#)
- NIOSH: [Machine Safety](#)
- e-training - [KYSAFE Training](#)

Materials Handling and Storage

Hoist and Auxiliary Equipment	Yes	No	N/A	Comments
Hoisting equipment is available and used for lifting heavy objects, and hoist ratings and characteristics are appropriate for the task.	<input type="checkbox"/>	<input type="checkbox"/>	<input type="checkbox"/>	
Overhead and gantry cranes are periodically inspected for defects or safety concerns in one (1) to twelve (12) month intervals depending on equipment activity, severity of service, and environment.	<input type="checkbox"/>	<input type="checkbox"/>	<input type="checkbox"/>	
All ropes are thoroughly inspected at least once a month and a certification record which includes the inspection date, inspector signature, and an identifier for inspected ropes, is kept on file.	<input type="checkbox"/>	<input type="checkbox"/>	<input type="checkbox"/>	
All equipment with obvious signs of deterioration, leakage, or deformation is inspected daily.	<input type="checkbox"/>	<input type="checkbox"/>	<input type="checkbox"/>	
Hooks with deformation or cracks and hoist chains, including end connections, are visually inspected daily and have a monthly inspection documented with a certification record.	<input type="checkbox"/>	<input type="checkbox"/>	<input type="checkbox"/>	
Each overhead electric hoist is equipped with a limit switch/device to stop the hook at its highest and lowest point of safe travel.	<input type="checkbox"/>	<input type="checkbox"/>	<input type="checkbox"/>	
Each hoist automatically stops and holds any load up to 125 percent of its rated load if its actuating force is removed.	<input type="checkbox"/>	<input type="checkbox"/>	<input type="checkbox"/>	
The rated load of each hoist is legibly marked and visible to the operator.	<input type="checkbox"/>	<input type="checkbox"/>	<input type="checkbox"/>	
Stops are provided at the safe limits of travel for trolley hoists.	<input type="checkbox"/>	<input type="checkbox"/>	<input type="checkbox"/>	

Hoist and Auxiliary Equipment (continued)	Yes	No	N/A	Comments
Pendant control boxes are constructed to prevent electrical shock and have clearly labelled functions.	<input type="checkbox"/>	<input type="checkbox"/>	<input type="checkbox"/>	
Pendant control stations are kept clean and function labels kept legible.	<input type="checkbox"/>	<input type="checkbox"/>	<input type="checkbox"/>	
Each cage-controlled hoist is equipped with an effective warning device.	<input type="checkbox"/>	<input type="checkbox"/>	<input type="checkbox"/>	
Close-fitting guards or other suitable devices are installed on each hoist to ensure that hoist ropes will be maintained in the sheave grooves.	<input type="checkbox"/>	<input type="checkbox"/>	<input type="checkbox"/>	
Hoist chains or ropes are long enough to handle the full range of movement of the application while always maintaining two full wraps around the drum.	<input type="checkbox"/>	<input type="checkbox"/>	<input type="checkbox"/>	
Guards are provided for nip points or contact points between hoist ropes and sheaves permanently located within 7 feet (2.1336 meters) of the floor, ground, or working platform.	<input type="checkbox"/>	<input type="checkbox"/>	<input type="checkbox"/>	
Workers do not use twisted or kinked hoist chains or hoist ropes.	<input type="checkbox"/>	<input type="checkbox"/>	<input type="checkbox"/>	
Workers do not use hoist ropes or hoist chains wrapped around the load as a substitute for a sling.	<input type="checkbox"/>	<input type="checkbox"/>	<input type="checkbox"/>	
The load is well secured and properly balanced before it is lifted more than a few inches.	<input type="checkbox"/>	<input type="checkbox"/>	<input type="checkbox"/>	
Operators are instructed to avoid carrying loads above people, and provisions are made to ensure that no one is below hoisted material or equipment.	<input type="checkbox"/>	<input type="checkbox"/>	<input type="checkbox"/>	

Hoist and Auxiliary Equipment (continued)	Yes	No	N/A	Comments
All unsafe conditions, identified by inspections, are corrected by designated workers before crane operation resumes.	<input type="checkbox"/>	<input type="checkbox"/>	<input type="checkbox"/>	
Safety latches and other devices are used to prevent slippage of materials off hoisting hooks.	<input type="checkbox"/>	<input type="checkbox"/>	<input type="checkbox"/>	
Chains, ropes, chokers, and slings are adequate for the materials they are securing.	<input type="checkbox"/>	<input type="checkbox"/>	<input type="checkbox"/>	
Hoist controls are plainly marked to indicate the direction of travel or motion.	<input type="checkbox"/>	<input type="checkbox"/>	<input type="checkbox"/>	

Additional Resources

- Regulations:
 - [29 CFR 1910.179, Overhead and Gantry Cranes](#)
 - [29 CFR 1910.181, Derricks](#)
 - [29 CFR 1910.184, Slings](#)
 - [29 CFR 1910.219, Mechanical Power-Transmission Apparatus](#)
- [Crane, Derrick, and Hoist Safety](#)
- [NIOSH: NIOSH Alert Preventing Worker Injuries and Deaths from Mobile Crane Tip-Over, Boom Collapse, and Uncontrolled Hoisted Loads](#)
- [e-training - KYSAFE Training](#)

Materials Handling	Yes	No	N/A	Comments
There is safe clearance for materials handling equipment through aisles and doorways.	<input type="checkbox"/>	<input type="checkbox"/>	<input type="checkbox"/>	
Aisles are permanently marked and kept clear to allow unhindered passage.	<input type="checkbox"/>	<input type="checkbox"/>	<input type="checkbox"/>	
Hand trucks, pallet jacks, powered industrial trucks, and other equipment used for materials handling are maintained in safe operating condition.	<input type="checkbox"/>	<input type="checkbox"/>	<input type="checkbox"/>	
Motorized hand and hand/rider trucks are designed so that when the operator releases the grip on the device that controls the truck's travel, the brakes are applied and power to the drive motor shuts off.	<input type="checkbox"/>	<input type="checkbox"/>	<input type="checkbox"/>	
Trucks and trailers are secured from movement during loading and unloading operations.	<input type="checkbox"/>	<input type="checkbox"/>	<input type="checkbox"/>	
Dockboards (bridge plates) are used when loading and unloading operations are taking place between vehicles and docks.	<input type="checkbox"/>	<input type="checkbox"/>	<input type="checkbox"/>	
Dockboards can support the maximum intended load.	<input type="checkbox"/>	<input type="checkbox"/>	<input type="checkbox"/>	
Chutes and gravity roller sections are firmly placed or secured to prevent displacement.	<input type="checkbox"/>	<input type="checkbox"/>	<input type="checkbox"/>	
Chutes are equipped with sideboards of sufficient height to prevent the materials being handled from falling off, and provisions are made to break the movement of the handled materials at the delivery end of rollers or chutes.	<input type="checkbox"/>	<input type="checkbox"/>	<input type="checkbox"/>	
Pallets are inspected before being loaded or moved.	<input type="checkbox"/>	<input type="checkbox"/>	<input type="checkbox"/>	

Additional Resources

- Regulations:
 - [29 CFR 1910.176, Handling Materials](#)
 - [29 CFR 1910.178, Powered Industrial Trucks](#)
- OSHA Publication: [Materials Handling and Storage](#)

Powered Industrial Trucks	Yes	No	N/A	Comments
Workers are properly trained and certified by the employer to use the type(s) of powered industrial truck(s) (PIT) they operate, and only trained workers operate the PIT.	<input type="checkbox"/>	<input type="checkbox"/>	<input type="checkbox"/>	
Training is certified by the employer in writing.	<input type="checkbox"/>	<input type="checkbox"/>	<input type="checkbox"/>	
Operator training and evaluation is conducted by someone who has the knowledge, training, and experience to train PIT operators.	<input type="checkbox"/>	<input type="checkbox"/>	<input type="checkbox"/>	
PIT operator performance is evaluated at least once every three years, and workers are retrained as necessary.	<input type="checkbox"/>	<input type="checkbox"/>	<input type="checkbox"/>	
PIT training and evaluation records are maintained in writing and are accessible upon request.	<input type="checkbox"/>	<input type="checkbox"/>	<input type="checkbox"/>	
Overhead protection is provided on high-lift rider trucks unless it interferes with the operating conditions.	<input type="checkbox"/>	<input type="checkbox"/>	<input type="checkbox"/>	
Any modifications and additions that affect PIT capacity and safe operations are only performed with manufacturer's prior written approval.	<input type="checkbox"/>	<input type="checkbox"/>	<input type="checkbox"/>	
PITs equipped with non-factory installed front-end attachments are marked to identify the attachments and show the approximate weight of the truck and attachments combination at maximum elevation with the load laterally centered.	<input type="checkbox"/>	<input type="checkbox"/>	<input type="checkbox"/>	
Warning labels, tags, decals, plates, markings, etc., are updated, legible, and maintained.	<input type="checkbox"/>	<input type="checkbox"/>	<input type="checkbox"/>	

Powered Industrial Trucks (continued)	Yes	No	N/A	Comments
Directional lighting is provided on PITs that operate in areas with inadequate general lighting (less than two (2) lumens per square foot).	<input type="checkbox"/>	<input type="checkbox"/>	<input type="checkbox"/>	
PITs are operated at speeds that allow them to stop in a safe manner, under all travel conditions and acceptable loading levels.	<input type="checkbox"/>	<input type="checkbox"/>	<input type="checkbox"/>	
Parking brakes prevent the PIT from moving when unattended.	<input type="checkbox"/>	<input type="checkbox"/>	<input type="checkbox"/>	
PITs that operate in hazardous environments are approved for use in such locations.	<input type="checkbox"/>	<input type="checkbox"/>	<input type="checkbox"/>	
Safe distances are maintained from the edges of elevated ramps and platforms.	<input type="checkbox"/>	<input type="checkbox"/>	<input type="checkbox"/>	
Workers do not stand or pass under elevated portions of PITs, whether loaded or empty.	<input type="checkbox"/>	<input type="checkbox"/>	<input type="checkbox"/>	
Unauthorized workers are not permitted to ride on PITs.	<input type="checkbox"/>	<input type="checkbox"/>	<input type="checkbox"/>	
Operators are prohibited from driving up to anyone standing in front of a fixed object.	<input type="checkbox"/>	<input type="checkbox"/>	<input type="checkbox"/>	
Arms and legs are not placed between the uprights of the mast or outside the running lines of the PIT.	<input type="checkbox"/>	<input type="checkbox"/>	<input type="checkbox"/>	
Loads handled do not exceed the rated capacity of the PIT.	<input type="checkbox"/>	<input type="checkbox"/>	<input type="checkbox"/>	
PITs are inspected at the beginning of each work shift for any safety concerns.	<input type="checkbox"/>	<input type="checkbox"/>	<input type="checkbox"/>	
PITs in need of repair are removed from service immediately.	<input type="checkbox"/>	<input type="checkbox"/>	<input type="checkbox"/>	

Powered Industrial Trucks (continued)	Yes	No	N/A	Comments
PITs are operated and maintained such that harmful concentrations of dangerous gases or fumes do not occur.	<input type="checkbox"/>	<input type="checkbox"/>	<input type="checkbox"/>	
PITs have a warning horn, whistle, gong, or other device that can be clearly heard above normal noise in the areas where it is operated.	<input type="checkbox"/>	<input type="checkbox"/>	<input type="checkbox"/>	

Additional Resources

- Regulations: [29 CFR 1910.178, Powered Industrial Trucks](#)
- OSHA Topic: [Powered Industrial Trucks - Forklifts](#)

Medical Services and First Aid

Medical Services and First Aid	Yes	No	N/A	Comments
Adequate number of workers are trained on each shift to render first aid if you have eight (8) or more employees.	<input type="checkbox"/>	<input type="checkbox"/>	<input type="checkbox"/>	
Medical treatment is near proximity to employees if less than eight (8) employees.	<input type="checkbox"/>	<input type="checkbox"/>	<input type="checkbox"/>	
Medical personnel are readily available for advice and consultation on matters of workers' health.	<input type="checkbox"/>	<input type="checkbox"/>	<input type="checkbox"/>	
Fully supplied first aid kits are easily accessible to each work area, are adequate for the area or operation, and are periodically inspected and replenished as needed.	<input type="checkbox"/>	<input type="checkbox"/>	<input type="checkbox"/>	
Workers who only render first aid as a collateral duty are provided with appropriate personal protective equipment (PPE), such as gloves, etc.	<input type="checkbox"/>	<input type="checkbox"/>	<input type="checkbox"/>	
Workers who are expected to respond to medical emergencies as part of their job responsibilities have received first aid training; had hepatitis B vaccinations made available; had training on procedures to protect them from bloodborne pathogens; and have available and understand how to use appropriate personal protective equipment (PPE) to protect against exposure to bloodborne diseases.	<input type="checkbox"/>	<input type="checkbox"/>	<input type="checkbox"/>	
Any worker that had an exposure incident involving bloodborne pathogens, received an immediate post-exposure confidential medical evaluation and follow-up.	<input type="checkbox"/>	<input type="checkbox"/>	<input type="checkbox"/>	
Emergency phone numbers are posted.	<input type="checkbox"/>	<input type="checkbox"/>	<input type="checkbox"/>	

Medical Services and First Aid (continued)	Yes	No	N/A	Comments
Emergency eyewash and shower equipment is provided within ten (10) seconds, with no obstructions for a person to flush the eyes and body if exposed to injurious corrosive materials.	<input type="checkbox"/>	<input type="checkbox"/>	<input type="checkbox"/>	
The flushing equipment is tested at least monthly.	<input type="checkbox"/>	<input type="checkbox"/>	<input type="checkbox"/>	
The flushing equipment meets ANSI/ISEA Z358.1-2014 “American National Standard for Emergency Eyewash and Shower Equipment”.	<input type="checkbox"/>	<input type="checkbox"/>	<input type="checkbox"/>	
The flushing equipment has an audible or visible alarm to activate when the unit is in use in remote areas and continues until no longer in use; or a two-way communication is established with appropriate personnel such as central dispatch. Note: Some companies electrically connect the alarm to dispatch so they can alert appropriate personnel for a response.	<input type="checkbox"/>	<input type="checkbox"/>	<input type="checkbox"/>	
Flushing equipment is provided to flush electrolyte from a person’s eyes and skin, within 25 feet when changing, charging, or jump starting automotive-type batteries. Face shield and goggles are provided and worn.	<input type="checkbox"/>	<input type="checkbox"/>	<input type="checkbox"/>	
Employees have been trained to flush electrolyte for 10 minutes, clean up acid, and turn off or disconnect the battery while working with them.	<input type="checkbox"/>	<input type="checkbox"/>	<input type="checkbox"/>	

Additional Resources

- Regulations:
 - [803 KAR 2:310 Medical Services and First Aid](#)
 - [803 KAR 2:325 Battery Charging](#)
 - [29 CFR 1910.151, Medical Services and First Aid](#)
 - [29 CFR 1910.1030, Bloodborne Pathogens](#)
- [Bloodborne Pathogens and Needlestick Prevention](#)
- [NIOSH: Bloodborne Infectious Diseases](#)
- [e-training - KYSAFE Training](#)

Noise Exposure

Noise Exposure	Yes	No	N/A	Comments
Areas in the workplace where noise levels exceed 85 decibels have been identified and evaluated.	<input type="checkbox"/>	<input type="checkbox"/>	<input type="checkbox"/>	
Noise levels have been measured with a sound level meter or an octave band analyzer and records are being kept.	<input type="checkbox"/>	<input type="checkbox"/>	<input type="checkbox"/>	
When determined by an evaluation of worker noise exposure, a hearing conservation program has been implemented.	<input type="checkbox"/>	<input type="checkbox"/>	<input type="checkbox"/>	
An ongoing preventive health program is in place to educate workers about safe levels of noise, exposures, effects of noise on their health, and the use of personal protection.	<input type="checkbox"/>	<input type="checkbox"/>	<input type="checkbox"/>	
When workers are subjected to sound exceeding the levels in 29 CFR 1910.95, Table G-16, engineering controls, administrative control, and/or personnel protective equipment are used to reduce the level of sound exposure to be within the levels of the table.	<input type="checkbox"/>	<input type="checkbox"/>	<input type="checkbox"/>	
Approved hearing protective equipment (noise attenuating devices) is available to every worker working in noisy areas.	<input type="checkbox"/>	<input type="checkbox"/>	<input type="checkbox"/>	
Workers are properly fitted and instructed in the use of hearing protectors.	<input type="checkbox"/>	<input type="checkbox"/>	<input type="checkbox"/>	
Workers in high noise areas are given periodic audiometric testing to ensure that the hearing protection system is effective.	<input type="checkbox"/>	<input type="checkbox"/>	<input type="checkbox"/>	
Warning signs are posted where hearing protection is needed.	<input type="checkbox"/>	<input type="checkbox"/>	<input type="checkbox"/>	

Noise Exposure (Continued)	Yes	No	N/A	Comments
A copy of the Occupational Noise Exposure standard is available and posted in the workplace.	<input type="checkbox"/>	<input type="checkbox"/>	<input type="checkbox"/>	

Additional Resources

- Regulations: [29 CFR 1910.95, Occupational Noise Exposure](#)
- [Occupational Noise Exposure](#)
- NIOSH: [Noise and Hearing Loss Prevention](#)
- NIOSH: [NIOSH Sound Level Meter App](#)

Permit-Required Confined Spaces

Permit-Required Confined Spaces	Yes	No	N/A	Comments
The workplace has been evaluated and permit-required confined spaces have been identified.	<input type="checkbox"/>	<input type="checkbox"/>	<input type="checkbox"/>	
Danger signs are posted, or other equally effective means of informing workers is provided regarding the existence and location of, and the dangers posed by, the confined spaces.	<input type="checkbox"/>	<input type="checkbox"/>	<input type="checkbox"/>	
A written permit-required confined space program has been implemented.	<input type="checkbox"/>	<input type="checkbox"/>	<input type="checkbox"/>	
Records of training are maintained in writing and available upon request.	<input type="checkbox"/>	<input type="checkbox"/>	<input type="checkbox"/>	
Adequate illumination is provided for the work to be performed in the confined space.	<input type="checkbox"/>	<input type="checkbox"/>	<input type="checkbox"/>	
All lines to a confined space that contain inert, toxic, flammable, or corrosive materials are valved off and blanked, or disconnected and separated before entry.	<input type="checkbox"/>	<input type="checkbox"/>	<input type="checkbox"/>	
All sources of mechanical energy, including impellers, agitators, or other moving parts and equipment inside confined spaces, are locked out if they present a hazard.	<input type="checkbox"/>	<input type="checkbox"/>	<input type="checkbox"/>	
All portable electrical equipment used inside confined spaces is either grounded and insulated or equipped with ground fault protection.	<input type="checkbox"/>	<input type="checkbox"/>	<input type="checkbox"/>	
Before entry, confined spaces are thoroughly emptied of any decaying vegetation or animal matter that may produce methane or create an oxygen-deficient atmosphere.	<input type="checkbox"/>	<input type="checkbox"/>	<input type="checkbox"/>	

Permit-Required Confined Spaces (continued)	Yes	No	N/A	Comments
Appropriate atmospheric tests are performed to check for oxygen deficiency, flammable gases and vapors, and for potential toxic air contaminants in the confined space before entry.	<input type="checkbox"/>	<input type="checkbox"/>	<input type="checkbox"/>	
The employer verified that the space is safe for entry and that required pre-entry measures have been taken, through a written certification that contains the date, the location of the space, and the signature of the person providing the certification. The certification shall be made before entry and shall be made available to each employee entering the space or to that employee's authorized representative.	<input type="checkbox"/>	<input type="checkbox"/>	<input type="checkbox"/>	
Copies of all permits are maintained for at least one year.	<input type="checkbox"/>	<input type="checkbox"/>	<input type="checkbox"/>	
The confined space is checked for possible industrial waste that could contain toxic properties.	<input type="checkbox"/>	<input type="checkbox"/>	<input type="checkbox"/>	
Either natural or mechanical ventilation is provided prior to confined space entry.	<input type="checkbox"/>	<input type="checkbox"/>	<input type="checkbox"/>	
The atmosphere inside the confined space is frequently tested or continuously monitored during work.	<input type="checkbox"/>	<input type="checkbox"/>	<input type="checkbox"/>	
When workers are using oxygen-consuming equipment such as salamanders, torches, furnaces, etc., in a confined space, sufficient air is provided to assure combustion without reducing the oxygen concentration of the atmosphere below 19.5 percent by volume.	<input type="checkbox"/>	<input type="checkbox"/>	<input type="checkbox"/>	
When combustion-type equipment is used in a confined space, provisions are made to ensure the exhaust gases are vented outside of the enclosure.	<input type="checkbox"/>	<input type="checkbox"/>	<input type="checkbox"/>	

Permit-Required Confined Spaces (continued)	Yes	No	N/A	Comments
If the confined space is below ground and near areas where motor vehicles operate, steps are taken to prevent vehicle exhaust or carbon monoxide entering the space.	<input type="checkbox"/>	<input type="checkbox"/>	<input type="checkbox"/>	
Use of approved respiratory equipment is used if the atmosphere inside the confined space cannot be made acceptable.	<input type="checkbox"/>	<input type="checkbox"/>	<input type="checkbox"/>	
A trained and equipped attendant is positioned outside the confined space, whose sole responsibility is to watch the work in progress, sound an alarm if necessary, and render assistance.	<input type="checkbox"/>	<input type="checkbox"/>	<input type="checkbox"/>	
Operable communications between the entrant(s) and the attendant is maintained while workers are in the confined space.	<input type="checkbox"/>	<input type="checkbox"/>	<input type="checkbox"/>	
The attendant is appropriately trained and equipped to handle an emergency.	<input type="checkbox"/>	<input type="checkbox"/>	<input type="checkbox"/>	
A means for quick removal of workers is provided, in case of an emergency.	<input type="checkbox"/>	<input type="checkbox"/>	<input type="checkbox"/>	
In an emergency, if there is any question as to the cause, the rescue workers have lifelines, retrieval equipment, and appropriate personal protective equipment (PPE) including respiratory protection.	<input type="checkbox"/>	<input type="checkbox"/>	<input type="checkbox"/>	
Before entry, operable communications with and availability of rescue services are verified.	<input type="checkbox"/>	<input type="checkbox"/>	<input type="checkbox"/>	
Compressed gas cylinders are prohibited inside confined spaces.	<input type="checkbox"/>	<input type="checkbox"/>	<input type="checkbox"/>	
Before gas welding or burning is started in a confined space, hoses are checked for leaks, torches are lighted only outside the confined space, and the confined space is tested for an explosive atmosphere each time before a lighted torch is taken into the confined space.	<input type="checkbox"/>	<input type="checkbox"/>	<input type="checkbox"/>	

Additional Resources

- Regulations:
 - 29 CFR 1910.146, Permit-required confined spaces
 - 29 CFR 1910.252, General requirement, Welding, Cutting, and Brazing
- Confined Spaces
- NIOSH: [Confined Spaces](#)

Personal Protective Equipment (PPE)

Personal Protective Equipment (PPE)	Yes	No	N/A	Comments
Hazards that require the use of PPE (e. g., head, eye, face, hand, or foot protection) have been identified.	<input type="checkbox"/>	<input type="checkbox"/>	<input type="checkbox"/>	
Record and certification of hazard assessment are maintained and available for review.	<input type="checkbox"/>	<input type="checkbox"/>	<input type="checkbox"/>	
For the hazards identified, the appropriate and properly fitted PPE has been selected to provide suitable protection from these hazards.	<input type="checkbox"/>	<input type="checkbox"/>	<input type="checkbox"/>	
Affected workers use the appropriate PPE.	<input type="checkbox"/>	<input type="checkbox"/>	<input type="checkbox"/>	
PPE is provided by the employer, at no cost to the workers, except as noted in 29 CFR 1910.132(h).	<input type="checkbox"/>	<input type="checkbox"/>	<input type="checkbox"/>	
Workers have been trained on PPE procedures, including what PPE is necessary for job tasks, when it is needed, and how to properly wear and adjust it.	<input type="checkbox"/>	<input type="checkbox"/>	<input type="checkbox"/>	
Appropriate eye or face protection is used when workers are exposed to hazards such as flying particles, molten metal, liquid chemicals, acids or caustic liquids, chemical gases or vapors, or potentially injurious light radiation.	<input type="checkbox"/>	<input type="checkbox"/>	<input type="checkbox"/>	
Workers who wear corrective lenses (glasses or contacts) in workplaces with harmful exposures wear eye protection that incorporates the prescription in its design, or wear eye protections that fits properly over the prescription lenses.	<input type="checkbox"/>	<input type="checkbox"/>	<input type="checkbox"/>	
Protective eye and face protection devices comply with the requirements of the appropriate ANSI standards or provide protection that is at least as effective as the comparable ANSI standard.	<input type="checkbox"/>	<input type="checkbox"/>	<input type="checkbox"/>	

PPE (continued)	Yes	No	N/A	Comments
Protective gloves, aprons, shields, or other means are used where workers could be cut or where there is reasonably anticipated exposure to corrosive liquids, chemicals, or blood or other potentially infectious materials. At a minimum, gloves are always worn with bloodborne pathogens.	<input type="checkbox"/>	<input type="checkbox"/>	<input type="checkbox"/>	
Hard hats are worn where the danger of falling objects exists.	<input type="checkbox"/>	<input type="checkbox"/>	<input type="checkbox"/>	
Hard hats are periodically inspected for damage to the shell and suspension system.	<input type="checkbox"/>	<input type="checkbox"/>	<input type="checkbox"/>	
Appropriate foot protection is used where there is the risk of foot injuries from hot, corrosive, or poisonous substances, falling objects, crushing, or penetrating actions.	<input type="checkbox"/>	<input type="checkbox"/>	<input type="checkbox"/>	
Protection against the effects of occupational noise is used when sound levels exceed those of the Occupational Noise Exposure standard (29 CFR 1910.95).	<input type="checkbox"/>	<input type="checkbox"/>	<input type="checkbox"/>	
PPE is maintained in a sanitary condition and ready for use.	<input type="checkbox"/>	<input type="checkbox"/>	<input type="checkbox"/>	
Appropriate procedures are in place to dispose of or decontaminate PPE contaminated with, or reasonably anticipated to be contaminated with, blood or other potentially infectious materials.	<input type="checkbox"/>	<input type="checkbox"/>	<input type="checkbox"/>	

Additional Resources

- Regulations:
 - 803 KAR 2:308 Personal Protective Equipment
 - 803 KAR 2:310 Medical Services and First Aid
 - 803 KAR 2:325 General Industry Standards
 - 29 CFR 1910.132, PPE General Requirements
 - 29 CFR 1910.133, Eye and Face Protection
 - 29 CFR 1910.135, Head Protection
 - 29 CFR 1910.136, Foot Protection
 - 29 CFR 1910.137, Electrical Protective Equipment
 - 29 CFR 1910.138, Hand Protection
- Personal Protective Equipment
- Eye and Face Protection
- NIOSH: [Personal Protective Equipment](#)
- NIOSH: [Protective Clothing and Ensembles](#)
- NIOSH: [Eye Safety](#)

Respiratory Protection

Respiratory Protection	Yes	No	N/A	Comments
To the extent feasible, engineering controls are used to prevent atmospheric contamination in the workplace.	<input type="checkbox"/>	<input type="checkbox"/>	<input type="checkbox"/>	
Hazards that require the use of respiratory protection have been identified.	<input type="checkbox"/>	<input type="checkbox"/>	<input type="checkbox"/>	
Appropriate respirators are provided for worker use.	<input type="checkbox"/>	<input type="checkbox"/>	<input type="checkbox"/>	
A written respiratory protection program has been established and implemented in accordance with the requirements of 29 CFR 1910.134(e).	<input type="checkbox"/>	<input type="checkbox"/>	<input type="checkbox"/>	
The written respiratory protection program provides workers with worksite-specific procedures for: selecting respirators; proper use of respirators in routine and reasonably foreseeable emergencies situations; and cleaning, disinfecting, storing, inspecting, repairing, discarding, and otherwise maintaining respirators.	<input type="checkbox"/>	<input type="checkbox"/>	<input type="checkbox"/>	
As part of the respiratory protection program, workers are trained on the correct usage and limitations of the respirators.	<input type="checkbox"/>	<input type="checkbox"/>	<input type="checkbox"/>	
Respirators are National Institute for Occupational Safety and Health (NIOSH) approved for the application.	<input type="checkbox"/>	<input type="checkbox"/>	<input type="checkbox"/>	
Respirators are regularly inspected, cleaned, sanitized, and maintained.	<input type="checkbox"/>	<input type="checkbox"/>	<input type="checkbox"/>	
Before workers first use, or are fit-tested for, a respirator, they receive a medical evaluation in accordance with 29 CFR 1910.134 (e).	<input type="checkbox"/>	<input type="checkbox"/>	<input type="checkbox"/>	

Respiratory Protection (continued)	Yes	No	N/A	Comments
Workers designated to wear tight-fitting respirators are fit-tested before their first use of a respirator and at least annually thereafter.	<input type="checkbox"/>	<input type="checkbox"/>	<input type="checkbox"/>	
Workers are trained in the respiratory hazards to which they may be exposed.	<input type="checkbox"/>	<input type="checkbox"/>	<input type="checkbox"/>	
Workers are trained at least annually in the proper use of respirators, including putting on and removing them, any limitations on their use, and their maintenance.	<input type="checkbox"/>	<input type="checkbox"/>	<input type="checkbox"/>	
Respirators are stored in a manner and location to protect them from damage, contamination, dust, sunlight, extreme temperatures, excessive moisture, and damaging chemicals, and are packed or stored to prevent deformation of the facepiece and exhalation valve.	<input type="checkbox"/>	<input type="checkbox"/>	<input type="checkbox"/>	
Emergency respirators are kept accessible to the work area, and the storage location is marked as containing emergency respirators.	<input type="checkbox"/>	<input type="checkbox"/>	<input type="checkbox"/>	

Additional Resources

- Regulations:
 - [803 KAR 2:308 Personal Protective Equipment](#)
 - [29 CFR 1910.134, Respiratory Protection](#)
- OSHA Topic: [Respiratory Protection](#)
- OSHA Publication: [Small Entity Compliance Guide – Respiratory Protection Standard](#)
- NIOSH: [Respirators](#)
- e-training - [KYSAFE Training](#)

Walking-Working Surfaces

Elevated Surfaces	Yes	No	N/A	Comments
Workers working on surfaces that are elevated more than 4 feet above a lower level are protected from falling by guardrail systems, safety net systems, or personal fall protection systems.	<input type="checkbox"/>	<input type="checkbox"/>	<input type="checkbox"/>	
Toeboards, screens, or guardrail systems are erected to prevent objects from falling to lower levels.	<input type="checkbox"/>	<input type="checkbox"/>	<input type="checkbox"/>	
Canopy structures are erected under elevated surfaces and potential falling objects are kept from the edge or hole, or the areas where objects could fall are barricaded and entrance into those areas is prohibited.	<input type="checkbox"/>	<input type="checkbox"/>	<input type="checkbox"/>	
Workers exposed to potential falling objects wear appropriate personal protective equipment (PPE), such as head protection.	<input type="checkbox"/>	<input type="checkbox"/>	<input type="checkbox"/>	
Appropriate headroom is provided where necessary.	<input type="checkbox"/>	<input type="checkbox"/>	<input type="checkbox"/>	
Material on elevated surfaces is piled, stacked, or racked in a manner to prevent it from tipping, falling, collapsing, rolling, or spreading.	<input type="checkbox"/>	<input type="checkbox"/>	<input type="checkbox"/>	

Additional Resources

- Regulations:
 - [29 CFR 1910.22, General Requirements, for Walking and Working Surfaces](#)
 - [29 CFR 1910.28, Duty to Have Fall Protection and Falling Object Protection](#)
- [Walking-Working Surfaces and Fall Protection](#)

Floor Holes and Wall Openings	Yes	No	N/A	Comments
Floor holes are guarded by a cover, a guardrail, or equivalent on all sides (except at stairways or ladder entrances).	<input type="checkbox"/>	<input type="checkbox"/>	<input type="checkbox"/>	
Toeboards are installed around the edges of permanent floor holes where persons may pass below the hole.	<input type="checkbox"/>	<input type="checkbox"/>	<input type="checkbox"/>	
Covers including skylight screens, can withstand, without failure, twice the maximum intended load that may be imposed on the cover at any one time.	<input type="checkbox"/>	<input type="checkbox"/>	<input type="checkbox"/>	
Grates or similar type covers over floor holes, such as floor drains, are designed to allow unimpeded foot traffic and rolling equipment.	<input type="checkbox"/>	<input type="checkbox"/>	<input type="checkbox"/>	

Additional Resources

- Regulations:
 - [29 CFR 1910.28, Duty to Have Fall Protection and Falling Object Protection](#)
 - [29 CFR 1910.29, Fall Protection Systems and Falling Object Protection – Criteria and Practices](#)
- OSHA Topic: [Walking-Working Surfaces and Fall Protection](#)
- e-training - [KYSAFE Training](#)

Portable Ladders	Yes	No	N/A	Comments
All ladders are maintained in good condition; joints between steps and side rails are tight, all hardware and fittings are securely attached, and moveable parts operating freely without binding or undue play.	<input type="checkbox"/>	<input type="checkbox"/>	<input type="checkbox"/>	
Ladders used on slippery surfaces are secured and stabilized.	<input type="checkbox"/>	<input type="checkbox"/>	<input type="checkbox"/>	
Ladders are not placed in front of passageways, doorways, or driveways where they can be displaced by other activities or traffic unless they are secured to prevent accidental displacement or are guarded by a temporary barricade to keep the activities or traffic away from the ladder.	<input type="checkbox"/>	<input type="checkbox"/>	<input type="checkbox"/>	
Ladders are not placed on boxes, barrels, lifts, or other unstable bases to obtain additional height.	<input type="checkbox"/>	<input type="checkbox"/>	<input type="checkbox"/>	
Workers face the ladder and maintain three points of contact (two hands and a foot, or two feet and a hand) on the ladder when climbing.	<input type="checkbox"/>	<input type="checkbox"/>	<input type="checkbox"/>	
Workers do not carry any object or load that could cause them to lose balance and fall while climbing the ladder.	<input type="checkbox"/>	<input type="checkbox"/>	<input type="checkbox"/>	
Workers do not use ladders that are broken; have missing steps, rungs, or cleats; broken side rails; or other faulty equipment.	<input type="checkbox"/>	<input type="checkbox"/>	<input type="checkbox"/>	
Workers do not use the top step of ordinary stepladders as a step.	<input type="checkbox"/>	<input type="checkbox"/>	<input type="checkbox"/>	
When portable ladders are used to gain access to elevated platforms, roofs, etc., the ladder always extends at least 3 feet above the elevated surface.	<input type="checkbox"/>	<input type="checkbox"/>	<input type="checkbox"/>	
The tops of non-self-supporting ladders are placed so that both side rails are supported.	<input type="checkbox"/>	<input type="checkbox"/>	<input type="checkbox"/>	

Portable Ladders (continued)	Yes	No	N/A	Comments
Workers secure the base of a portable ladder to prevent slipping, or otherwise lash or hold it in place when used on unstable, slanted, or uneven surfaces.	<input type="checkbox"/>	<input type="checkbox"/>	<input type="checkbox"/>	
Metal ladders are made with corrosion-resistant materials or protected against corrosion.	<input type="checkbox"/>	<input type="checkbox"/>	<input type="checkbox"/>	
Portable metal ladders are legibly marked with signs reading "CAUTION - Do Not Use Around Electrical Equipment" or equivalent wording.	<input type="checkbox"/>	<input type="checkbox"/>	<input type="checkbox"/>	
Workers do not use ladders as guys, braces, skids, gin poles, or for other than their intended purposes.	<input type="checkbox"/>	<input type="checkbox"/>	<input type="checkbox"/>	
Workers adjust extension ladders while standing at the base and not while standing on the ladder or from a position above the ladder.	<input type="checkbox"/>	<input type="checkbox"/>	<input type="checkbox"/>	
All ladders are routinely inspected for damage.	<input type="checkbox"/>	<input type="checkbox"/>	<input type="checkbox"/>	
Ladders with structural or other defects are immediately tagged "Dangerous: Do Not Use" or with similar language and removed from service until repaired or replaced.	<input type="checkbox"/>	<input type="checkbox"/>	<input type="checkbox"/>	
Steps on step stools; and ladder rungs, steps, and cleats, are equally spaced at distances required by 29 CFR 1910.23(b).	<input type="checkbox"/>	<input type="checkbox"/>	<input type="checkbox"/>	

Additional Resources

- Regulations: [29 CFR 1910.23, Ladders](#)
- [Portable Ladder Safety QuickCard](#)
- NIOSH: [Ladder Safety App](#)

Stairs and Stairways	Yes	No	N/A	Comments
Stair rail systems and handrails are provided on all stairways having at least four (4) risers.	<input type="checkbox"/>	<input type="checkbox"/>	<input type="checkbox"/>	
Standard stairs are at least 22 inches (56 centimeters) wide.	<input type="checkbox"/>	<input type="checkbox"/>	<input type="checkbox"/>	
Standard stairs are angled between 50 and 30 degrees.	<input type="checkbox"/>	<input type="checkbox"/>	<input type="checkbox"/>	
Stair riser heights and tread depths are uniform between landings.	<input type="checkbox"/>	<input type="checkbox"/>	<input type="checkbox"/>	
Steps are slip-resistant.	<input type="checkbox"/>	<input type="checkbox"/>	<input type="checkbox"/>	
Stairway handrails are located between 30 inches and 38 inches above the leading edge of stair treads.	<input type="checkbox"/>	<input type="checkbox"/>	<input type="checkbox"/>	
Stairway handrails have at least 2.25 inches of clearance between the handrails and any other object, including the wall or surface they are mounted on.	<input type="checkbox"/>	<input type="checkbox"/>	<input type="checkbox"/>	
The swing of doors or gates opening directly on a stairway platform does not reduce the effective usable depth of the platform to: less than 20 inches if the platform was installed prior to January 17, 2017, or 22 inches if the platform was installed on or after January 17, 2017.	<input type="checkbox"/>	<input type="checkbox"/>	<input type="checkbox"/>	
Stairway handrails can withstand a load of 200 pounds, applied within 2 inches of the top edge in any downward or outward direction.	<input type="checkbox"/>	<input type="checkbox"/>	<input type="checkbox"/>	
Stairway landings and platforms are at least equal to the width of the stairway and at least 30 inches in depth, as measured in the direction of travel.	<input type="checkbox"/>	<input type="checkbox"/>	<input type="checkbox"/>	

Additional Resources

- Regulations: [29 CFR 1910.25, Stairways](#)

Walkways	Yes	No	N/A	Comments
Walking-working surfaces (any horizontal or vertical surface on or through which a worker walks, works, or gains access to a work area or workplace location) are kept clean, orderly, and in a sanitary condition.	<input type="checkbox"/>	<input type="checkbox"/>	<input type="checkbox"/>	
Wet surfaces are covered with non-slip materials or where wet processes are used, drainage is maintained and where feasible, false floors, platforms, and mats are provided.	<input type="checkbox"/>	<input type="checkbox"/>	<input type="checkbox"/>	
Holes in the floor, sidewalk, and other walking-working surfaces are repaired properly, covered, and otherwise made safe.	<input type="checkbox"/>	<input type="checkbox"/>	<input type="checkbox"/>	
Material and equipment is stored in such a way that projections do not interfere with walkways.	<input type="checkbox"/>	<input type="checkbox"/>	<input type="checkbox"/>	
Spilled materials are cleaned up immediately.	<input type="checkbox"/>	<input type="checkbox"/>	<input type="checkbox"/>	
Aisles and walkways that pass near moving or operating machinery, welding operations, and similar operations are arranged so workers are not subjected to potential hazards.	<input type="checkbox"/>	<input type="checkbox"/>	<input type="checkbox"/>	
Adequate headroom is provided for the entire length of aisles, walkways, and stairways.	<input type="checkbox"/>	<input type="checkbox"/>	<input type="checkbox"/>	
Guardrails are provided wherever aisle, walkway, and stairway surfaces are elevated more than four feet above any adjacent floor or the ground.	<input type="checkbox"/>	<input type="checkbox"/>	<input type="checkbox"/>	
Walking-working surfaces are inspected regularly and maintained in a safe condition.	<input type="checkbox"/>	<input type="checkbox"/>	<input type="checkbox"/>	
Hazardous conditions on walking-working surfaces are corrected or repaired before workers use the surface again.	<input type="checkbox"/>	<input type="checkbox"/>	<input type="checkbox"/>	
Workers are provided with a safe means of access to and egress from walking-working surfaces.	<input type="checkbox"/>	<input type="checkbox"/>	<input type="checkbox"/>	

Additional Resources

- Regulations:
 - 29 CFR 1910.22, General Requirements for Walking and Working Surfaces
 - 29 CFR 1910.25, Stairways
 - 29 CFR 1910.28, Duty to Have Fall Protection and Falling Object Protection
- Walking-Working Surfaces and Fall Protection
- e-training - KYSAFE Training

Welding, Cutting, and Brazing

Welding, Cutting, and Brazing	Yes	No	N/A	Comments
Only authorized and trained workers are permitted to use welding, cutting, and brazing equipment.	<input type="checkbox"/>	<input type="checkbox"/>	<input type="checkbox"/>	
Each worker has a copy of and follows the appropriate operating instructions.	<input type="checkbox"/>	<input type="checkbox"/>	<input type="checkbox"/>	
Only approved apparatuses (torches, regulators, pressure reducing valves, acetylene generators, manifolds, etc.) are used.	<input type="checkbox"/>	<input type="checkbox"/>	<input type="checkbox"/>	
Precautions are taken to prevent the mixture of air or oxygen with flammable gases, except at a burner or in a standard torch.	<input type="checkbox"/>	<input type="checkbox"/>	<input type="checkbox"/>	
Fuel gas and oxygen gas cylinders, cylinder valves, couplings, regulators, hoses, and apparatuses are kept free of oily or greasy substances.	<input type="checkbox"/>	<input type="checkbox"/>	<input type="checkbox"/>	
Cylinders are stored in assigned locations away from sources of heat, and from elevators, stairs, and gangways.	<input type="checkbox"/>	<input type="checkbox"/>	<input type="checkbox"/>	
Fuel gas cylinders and oxygen cylinders in storage are separated by a distance of at least 20 feet, or by a non-combustible barrier at least 5 feet high, having a fire-resistance rating of at least 30 minutes.	<input type="checkbox"/>	<input type="checkbox"/>	<input type="checkbox"/>	
Regulators are removed and valve-protection caps put in place before moving cylinders unless they are secured on special trucks.	<input type="checkbox"/>	<input type="checkbox"/>	<input type="checkbox"/>	
Workers are trained to never crack open a fuel gas cylinder valve near sources of ignition.	<input type="checkbox"/>	<input type="checkbox"/>	<input type="checkbox"/>	
Before a regulator is removed, the valve is closed, and gas is released.	<input type="checkbox"/>	<input type="checkbox"/>	<input type="checkbox"/>	

Welding, Cutting, and Brazing (continued)	Yes	No	N/A	Comments
Red is used to identify the acetylene (and other fuel-gas) hose, green is used for the oxygen hose, and black is used for inert gas and air hoses.	<input type="checkbox"/>	<input type="checkbox"/>	<input type="checkbox"/>	
Pressure-reducing regulators are used only for the gas and pressures for which they are intended.	<input type="checkbox"/>	<input type="checkbox"/>	<input type="checkbox"/>	
Open circuit (no-load) voltage of arc welding and cutting machines is as low as possible and not in excess of the recommended limits.	<input type="checkbox"/>	<input type="checkbox"/>	<input type="checkbox"/>	
Grounding of the machine frame and safety ground connections of portable machines is checked periodically.	<input type="checkbox"/>	<input type="checkbox"/>	<input type="checkbox"/>	
Electrodes are removed from holders when not in use.	<input type="checkbox"/>	<input type="checkbox"/>	<input type="checkbox"/>	
Electric power to the welder is shut off when no one is in attendance.	<input type="checkbox"/>	<input type="checkbox"/>	<input type="checkbox"/>	
Workers do not coil or loop welding electrode cables around their bodies.	<input type="checkbox"/>	<input type="checkbox"/>	<input type="checkbox"/>	
Under wet conditions, automatic controls for reducing no-load voltage are used.	<input type="checkbox"/>	<input type="checkbox"/>	<input type="checkbox"/>	
Wet machines are thoroughly dried and tested before use.	<input type="checkbox"/>	<input type="checkbox"/>	<input type="checkbox"/>	
Work and electrode lead cables are frequently inspected for wear and damage and replaced when needed.	<input type="checkbox"/>	<input type="checkbox"/>	<input type="checkbox"/>	
Cable connectors are adequately insulated.	<input type="checkbox"/>	<input type="checkbox"/>	<input type="checkbox"/>	
Floors are swept clean and combustible floors are kept wet, covered with damp sand, or protected by fire-resistant shields.	<input type="checkbox"/>	<input type="checkbox"/>	<input type="checkbox"/>	

Welding, Cutting, and Brazing (continued)	Yes	No	N/A	Comments
When the object to be welded cannot be moved and fire hazards cannot be removed, shields are used to confine heat, sparks, and slag.	<input type="checkbox"/>	<input type="checkbox"/>	<input type="checkbox"/>	
Precautions are taken to protect combustibles on the other side of metal walls when welding is underway.	<input type="checkbox"/>	<input type="checkbox"/>	<input type="checkbox"/>	
Fire watchers are assigned when welding or cutting is performed in locations where a fire might develop.	<input type="checkbox"/>	<input type="checkbox"/>	<input type="checkbox"/>	
Suitable fire extinguishing equipment is available for immediate use.	<input type="checkbox"/>	<input type="checkbox"/>	<input type="checkbox"/>	
Used drums, barrels, tanks, and other containers are thoroughly cleaned of substances that could explode, ignite, or produce toxic vapors, before hot work begins.	<input type="checkbox"/>	<input type="checkbox"/>	<input type="checkbox"/>	
Adequate ventilation is provided in areas where welding or cutting is performed.	<input type="checkbox"/>	<input type="checkbox"/>	<input type="checkbox"/>	
Oxygen cylinders in storage are separated from fuel gas cylinders.	<input type="checkbox"/>	<input type="checkbox"/>	<input type="checkbox"/>	
In areas where fuel gases are used or stored, signs are posted that read DANGER, NO SMOKING, MATCHES, OR OPEN LIGHTS, or the equivalent.	<input type="checkbox"/>	<input type="checkbox"/>	<input type="checkbox"/>	
Workers exposed to arc welding rays and other hazards created by welding, cutting, or brazing operations are protected with personal protective equipment (PPE) and protective clothing.	<input type="checkbox"/>	<input type="checkbox"/>	<input type="checkbox"/>	
Personal protective equipment (PPE) is appropriate for the work being performed.	<input type="checkbox"/>	<input type="checkbox"/>	<input type="checkbox"/>	

Additional Resources

- Regulations:
 - 29 CFR 1910.252, General Requirement, Welding, Cutting, and Brazing
 - 29 CFR 1910.253, Oxygen-Fuel Gas Welding and Cutting
 - 29 CFR 1910.254, Arc Welding and Cutting
 - 29 CFR 1910.255, Resistance Welding
- Welding, Cutting, and Brazing
- NIOSH: Welding and Manganese
- e-training - KYSAFE Training

Safety and Health Assistance for Small Businesses

The following are some key workplace safety and health resources for small businesses.

Kentucky OSH Resources

On Site Consultative Services

The Department of Workplace Standards, Division of OSH Education and Training, also known as KYSAFE, offers no-cost, confidential, on-site consultative surveys for occupational safety and health to small and medium sized businesses within the state of Kentucky, with priority given to high-hazard worksites. Highly trained occupational safety and health professionals (i.e., consultants) work with employers to identify safety and health hazards in workplaces. Consultants also advise employers on how to comply with Kentucky OSH standards, train and educate workers, and assist with establishing and improving safety and health programs. Consultation services are voluntary. To take advantage of this resource, employers will request a consultation visit by completing and submitting a [Request a Consultative Survey](#) and determine the scope of the visit. The visit may be comprehensive or focus on a single concern.

Benefits of working with the consultation program include:

- better workplace safety health conditions,
- enhanced morale and welfare, and
- savings related to reductions in injury and illness rates, lost workdays, workers' compensation costs, equipment damage, and product losses.

[29 CFR 1908 - Consultation Agreements](#)

Cooperative Programs

**Safety and Health
Achievement
Recognition
Program**



A small business may become eligible for another benefit of the on-site Consultation Program – participation in the [Safety and Health Achievement Recognition Program \(SHARP\)](#). SHARP recognizes small business employers who operate an exemplary safety and health program. Acceptance into SHARP by Kentucky OSH is an achievement that singles out a business as a model for workplace safety and health. Employers who receive their first SHARP designation or initial renewal are exempt from programmed inspections for two (2) years. Subsequent renewal of SHARP may result in three (3) year exemptions from programmed inspections.

If you are a small business employer interested in a no-cost, confidential consultation visit by highly trained consultants, submit a Survey Request - [Request a Free Consultative Survey](#).

OSH Strategic Partnership Program (OSP)

KY OSH Strategic Partnerships (OSP) moves away from traditional enforcement methods and embraces collaborative agreements. Through OSP, KY OSH and its partners agree to work cooperatively to address critical safety and health issues. This very different approach is an effective tool for reducing fatalities, injuries, and illnesses in the workplace.

Construction Partnership Program (CPP)

is offered to general contractors, construction



managers, associations, and companies to promote health and safety in the construction industry. The program's goal is to partner with those companies that have an existing safety and health management system in place. These companies will have a positive impact on all new subcontractors coming to their worksites who join the partnership. [Construction Partnership Program](#) participants receive worksite reviews by a team of highly trained safety and health consultants from KYSAFE.

All subcontractors who are participating in the partnership are given the opportunity for written program review and on-site hazard reviews. When serious hazards are identified they will be thoroughly discussed, and the applicable contractor will be responsible for correcting those hazards. This process will help those subcontractors to maintain safe worksites for future projects.

All general contractors and subcontractors in the partnership agreement also receive an exemption from general scheduled KY OSH Compliance inspections.

Voluntary Protection Partnership (VPP)

of Kentucky recognizes private industry employers and workers who



have implemented effective safety and health management systems and maintain injury and illness rates below national Bureau of Labor Statistics averages for their respective industries. VPP sites are recognized as the “best of the best” and act as industry leaders in occupational safety and health. In VPP, management, labor, and Kentucky OSH work cooperatively and proactively to prevent fatalities, injuries, and illnesses through a system focused on management commitment and employee involvement, worksite analysis, hazard prevention and control, and safety and health training. To participate, employers must undergo a rigorous onsite evaluation by KYSAFE consultants. For more information, visit [Voluntary Protection Partnership - KYSAFE](#).

VPP Documents

- [VPP Application Requirements](#)
- [Current Kentucky VPP Sites](#)

Training Resources

On-site Technical Assistance/Training

Upon request, KYSAFE will develop and present technical courses tailored to meet the training needs of specific groups. These courses are available onsite at your facility, or to groups and associations. All course offerings are free of charge. If you are interested in scheduling a class, please complete a [Training Request Form](#) or send a letter of request to:

Kentucky Department of Workplace Standards Division of Occupational Safety and Health Education and Training

Mayo-Underwood Building
500 Mero Street, 3rd Floor
Frankfort, KY 40601
Labor.E&T@ky.gov

Population Center Training

Each year KYSAFE presents a series of cost-free courses at major population centers throughout the state. These courses are for both employers and employees and are typically given over a one-week period in each population center. The courses are designed to outline the requirements contained in the various subparts of the General Industry and Construction Standards, covering both safety and health issues. The training sessions will be posted at [Pop Center Training](#) approximately four (4) weeks prior to each session with the classes available for viewing and online registration.

On-Line Training Modules

Many occupational safety and health topics are available at [e-training - KYSAFE Training](#). The modules are updated on a frequent basis with new additions monthly.

The modules provide videos and printable narrative scripts for employees and managers of public and private employers. Many occupational safety and health topics are available. Most of these courses include quizzes and provide training certificates. Many occupational situations require training and/or annual refresher training, for which many of these courses can be part of that training. However, some training requirements may also include skills tests, hands-on training, etc. conducted on site by the supervisor or qualified trainer.

Live and Recorded Webinars

Previously recorded webinars can be viewed any time. Live webinars are held occasionally, especially when new regulations have been adopted, changed, or have upcoming effective dates. Live webinars have interactive viewers who may ask questions and give feedback through chat boxes. These webinars are recorded so they can be viewed by anyone who could not participate during the live event.



TRACK Courses

The [TRACK Youth Apprenticeship Program](#) is a partnership between the Kentucky Department of Education and Labor’s Office of Career and Technical Education and the Kentucky Office of Apprenticeship to provide secondary students with career pathway opportunities into Registered Apprenticeship programs.

TRACK is a business and industry driven program designed to create a pipeline for students to enter post-secondary apprenticeship training. Students receive a nationally recognized credential at little or no cost.


The TRACK courses on [e-training - KYSAFE Training](#) are for high school students to take for class credit. Employers tailor the program for their specific needs and select the Career and Technical Education courses for the apprenticeship pathway. This creates a competitive recruiting environment of future employees grounded in strong technical and professional skills.

Review the [TRACK brochure](#) for more information.

Annual Governor’s Safety and Health Conference and Exposition

Networking opportunities, interactive training, compelling keynote speakers, technical training classes, and multiple workshops covering a wide range of safety and health topics abound at every Governor’s Conference and Exposition. The conference is typically held annually in May. You may find the dates, location, topics of discussion and additional information:

[KY Safety and Health Network, Inc.](#)




Publications and Other Educational Materials

Kentucky OSH has many types of educational materials to help employers and workers find and prevent workplace hazards.

- **The KYSAFE App** keeps employers and workers up to date on KYSAFE events and information. It contains nine (9) major functional areas, News and Notes, Information, Contacts, KYSAFE Webpage, Toolbox Talks, Report Hazards, Messages, Standards, and Feedback.
- **Kentucky Publications.** [KY Publications, Documents, Forms](#)
- **Publications.** All publications are free at www.osha.gov/publications. You can also call 1-800-321-OSHA (6742) to order publications.
- **Videos** are available at www.osha.gov/video.
- **Safety and Health Topics Pages.** [Safety and Health Topics pages](#) provide regulatory and enforcement information, hazard identification and controls, and best practices and other resources to assist employers, workers, and safety and health professionals ensure safer workplaces.
- **QuickTakes.** Employers and safety and health professionals can sign-up for *QuickTakes* at www.osha.gov/quicktakes. OSHA's free, twice monthly online newsletter provides the latest news about OSHA initiatives and resources.



HOME | ALL PUBLICATIONS | EBOOKS | POPULAR DOWNLOADS | TOPIC | TYPE | EN ESPAÑOL | OTHER LANGUAGES



Standards, Regulations, and the General Duty Clause

The Kentucky OSH Program, under the statutory authority of KRS Chapter 338 and through a state plan approved by the U.S. Department of Labor, maintains authority for enforcement, on site consultation, standards promulgation, and training services related to workplace safety and health within the Commonwealth of Kentucky.

Therefore, Kentucky OSH has adopted most OSHA standards. Kentucky OSH has also adopted Kentucky specific standards and Kentucky specific amendments to OSHA standards.

These federal and state standards and regulations are listed below and links are found at [State and Federal Regulations](#).

- Adoption of OSHA Standards
- Agriculture Regulations
- Construction Regulations
- General Industry
- Maritime Regulations
- Injury and Illness Recordkeeping

Kentucky OSH also has regulations on posting and other administrative matters in 803 KAR Chapter 002, as well as reporting of injuries and illnesses in 803 KAR 2:181.

For Construction refer to 29 CFR 1926 and for General Industry refer to 29 CFR 1910.

[KRS 338.031](#) is a general duty clause which establishes that each employer:

- (a) shall furnish to each of his employees' employment and a place of employment which are free from recognized hazards that are causing or are likely to cause death or serious physical harm to his employees.
- (b) shall comply with occupational safety and health standards promulgated under this chapter.

A recognized hazard is a danger recognized by the employer's industry or industry in general, by the employer, or by common sense. The general duty clause does not apply if there is standard dealing with the hazard unless the employer knows the standard does not adequately address the hazard.

Review the OSH standards to identify those that apply to your business. Read the introduction to the subpart heading, and then analyze the possible hazards in terms of your workplace, your equipment, your materials, and your workers. For example, if you are engaged in retail trade or service and you do not have compressed gases, flammables, or explosives on your premises, Hazardous Materials (29 CFR 1910, Subpart H) standards do not apply.

If you have any questions determining whether a standard applies to your workplace, contact the Kentucky OSH office at (502) 564-3070 or [Contact Us](#).

Protection from Discrimination or Retaliation

To help ensure that workers are free to participate in safety and health activities such as filing a complaint, participating or testifying in any investigation or proceeding by Kentucky OSH, 803 KAR 2:250 prohibits any activity such as wrongful discharge of an employee or any other discriminatory action, such as, but not limited to, suspensions, written reprimands, demotions, etc. for exercising these rights, firing, or in any manner retaliating against any worker for exercising rights.

Protection from retaliation means that an employer cannot retaliate by taking adverse action against workers, such as:

- Firing or laying off
- Demoting
- Denying overtime or promotion
- Disciplining
- Denying benefits
- Failing to hire or rehire
- Intimidation or harassment
- Making threats
- Reassignment to a less desirable position or actions affecting promotion prospects
- Reducing pay or hours
- More subtle actions, such as isolating, ostracizing, mocking, or falsely accusing the employee of poor performance
- Blacklisting (intentionally interfering with an employee's ability to obtain future employment)
- Constructive discharge (quitting when an employer makes working conditions intolerable due to the employee's protected activity)
- Reporting the employee to the police or immigration authorities

Workers who believe an employer has retaliated against them for exercising their safety and health rights should contact Kentucky OSH at (502) 564-3070. The employee may file a discrimination complaint either orally or in writing. The complaint must be filed within 120 days of the occurrence of the discriminatory action.

Employees Refusal to Work in Dangerous Conditions

An employee may refuse in good faith to be exposed to dangerous working conditions where there is a real danger of death or injury, there is not sufficient time for Kentucky OSH to inspect, and, where possible, a worker has brought the condition to the attention of the employer and correction of the dangerous conditions have not been met. For more information, visit [803 KAR 2:220 - Refusal to work when dangerous condition exist.](#)

State Plans

State Plans are OSHA-approved workplace safety and health programs operated by individual states or U.S. territories. There are currently twenty-nine (29) OSHA approved State Plan programs. OSHA monitors the State Plans, which must be at least as effective as OSHA protecting workers and preventing work-related injuries, illnesses, and deaths.

If you are in a state with an OSHA-approved State Plan, you may be subject to different requirements. Additional cooperative programs may be available to you.

For more information, and to find contact information for all State Plans, see [State Plans webpage.](#)

National Institute for Occupational Safety and Health (NIOSH) Resources

NIOSH is a research agency focused on the study of worker safety and health, and empowering employers and workers to create safe and healthy workplaces. NIOSH is part of the U.S. Centers for Disease Control and Prevention (CDC) and has the mandate to assure “every man and woman in the Nation safe and healthful working conditions and to preserve our human resources”.

Contact NIOSH: 1-800-CDC-INFO,
TTY 1-888232-6348, cdcinfo@cdc.gov.

NIOSH Health Hazard Evaluation (HHE) Program

The [NIOSH HHE Program](#) helps employers and employees learn whether health hazards are present at their workplace and recommends ways to reduce hazards and prevent work-related illness. Evaluations are cost-free.

NIOSH Small Business Resource Guide

The [Small Business Resource Guide](#) provides plans, tools, tips, and information for keeping your workers safe and well while managing time and cost investments.

NIOSH Fatality Assessment and Control Evaluation (FACE) Program

Through the [FACE Program](#), NIOSH and state partners investigate selected work-related fatalities to identify work situations that pose a high risk of injury. NIOSH and its partners then formulate and disseminate prevention strategies. FACE investigation reports and related NIOSH worker safety and health documents can be accessed at the [NIOSH FACE webpage](#).

Other Resources

Kentucky Department of Workers' Compensation (KY DWC)

KY DWC is the agency primarily charged with the administration of the Kentucky program and has exclusive jurisdiction over workers' compensation claims. Find more information at [Department of Workers' Claims - Education and Labor Cabinet](#).

Workers' Compensation Carriers and Other Insurance Companies

Many workers' compensation carriers, as well as liability and fire insurance companies, conduct periodic inspections and visits to evaluate safety and health hazards. Managers of small and medium-sized businesses should know what services are available from these sources. Contact your carrier to see what it has to offer.

Trade Associations and Employer Groups

Many trade associations and employer groups collect and disseminate information on workplace safety and health matters to better serve their members. If you are a member of such a group, find out how it is assisting its members. If you are not a member, find out if these groups are also circulating their materials to non-members.

Trade Unions and Employee Groups

If your workers are organized, set up communications, as you do in normal labor relations, to coordinate action on hazards in your business. Safety and health is one area where advance planning will produce action on common goals. Many trade unions have safety and health expertise they are willing to share.

Professional Associations

There are many associations that support employers and employees having a safe and healthy workplace.

Professional associations have a broad range of expertise and information on workplace safety and health, as well as local chapters.

Advantages include:

- Networking
- Hazard information specific to your job or industry
- Conferences

Small Business and Economic Development Resources

The Kentucky Cabinet for Economic Development is the primary state agency encouraging job creation, retention, and business investment in Kentucky. The Cabinet for Economic Development works to attract new industries and assists existing companies to grow and expand. The Cabinet also provides support and resources for entrepreneurs, startups, and small business owners.

As well, it helps prepare communities for economic development opportunities. In addition to the Cabinet's central office in Frankfort, the Cabinet maintains international offices in Europe and Asia.

To assist their clients, they have strategic partnerships with numerous like-minded organizations throughout the Commonwealth. Their goal is to make it easy to invest and create jobs in Kentucky. For more information on the Kentucky Cabinet for Economic Development visit [Kentucky Economic Development](#).

Voluntary Consensus Standards

Organizations such as the [American National Standards Institute](#) (ANSI) and [National Fire Protection Association](#) (NFPA) issue voluntary consensus standards on various workplace safety and health topics. These are not OSHA standards, but they are developed by organizations through an open and balanced process to reflect current expertise and industry best practices. Some of these are adopted into law. A list of consensus standards incorporated by reference can be found at [29 CFR 1910.6](#).



Contact Kentucky OSH

Visit the Kentucky Education and Labor Cabinet at [Education and Labor Cabinet](#)

Visit the Department of Workplace Standards at [Department of Workplace Standards](#)

KYSAFE

Visit the KYSAFE webpage at [Welcome to Kentucky Safe](#).

Reach KYSAFE at (502) 564-3070 or submit a question at [Contact Us](#).

- Ask questions
- Get information or advice
- Request a free consultative survey
- Request OSH training or technical assistance
- Review online training webinars and modules
- Get information about partnership programs

Email us at Labor.E&T@ky.gov

Kentucky OSH Compliance

Visit the Kentucky OSH Division of Compliance at [KY OSH Compliance](#) or call (502) 564-3070.

- Report a fatality, hospitalization, amputation, loss of eye
- Report a hazard in your workplace
- Report OSH discrimination
- Review regulations and standards

kysafe.ky.gov

